

Internet in the dormitories

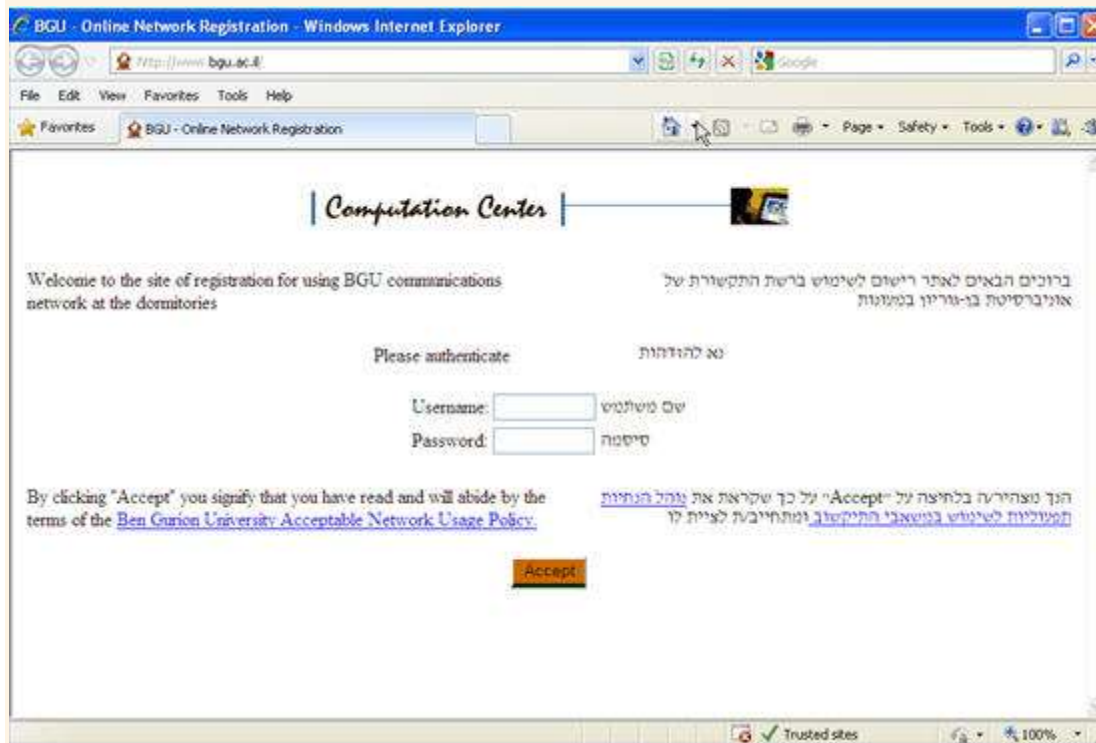
Prerequisites:

This is a paid service. [For details click here](#)

- A network card must be installed on your computer
- A RJ-45 network cable is provided by the house manager in the dormitory
- Make sure the TCP / IP communication protocol is set to receive an IP address from the network using DHCP.

When you first start the browser, you must register the computer:

The system must be registered and identified in order to obtain a network address: (identification and registration are one-time) Open a web browser
The following window will be accepted:



- You must identify your username and password:

User name: University user name (as in e-mail)

Password: Password as of e-mail

- After identification, the following window will open:

The screenshot shows a web browser window titled "BGU - Online Network Registration - Windows Internet Explorer". The address bar shows "http://www.bgu.ac.il/nacreg/regist1.php". The page content includes a header "Computation Center" and a form titled "Enter your personal details and the place of the connection". The form has the following fields:

- Email Address* (with "@bgu.ac.il" pre-filled)
- First Name*
- Family Name*
- Phone*
- Second Phone:
- Department:
- Dormitories*:
- Building*:
- Flat*:
- Label on the communication socket on the wall*:
- Name of Computer:

Below the form, there is a message: "You have already registered one computer. Please explain why you need to register additional computer." followed by a text input field. A legend at the bottom left indicates "* - required field".

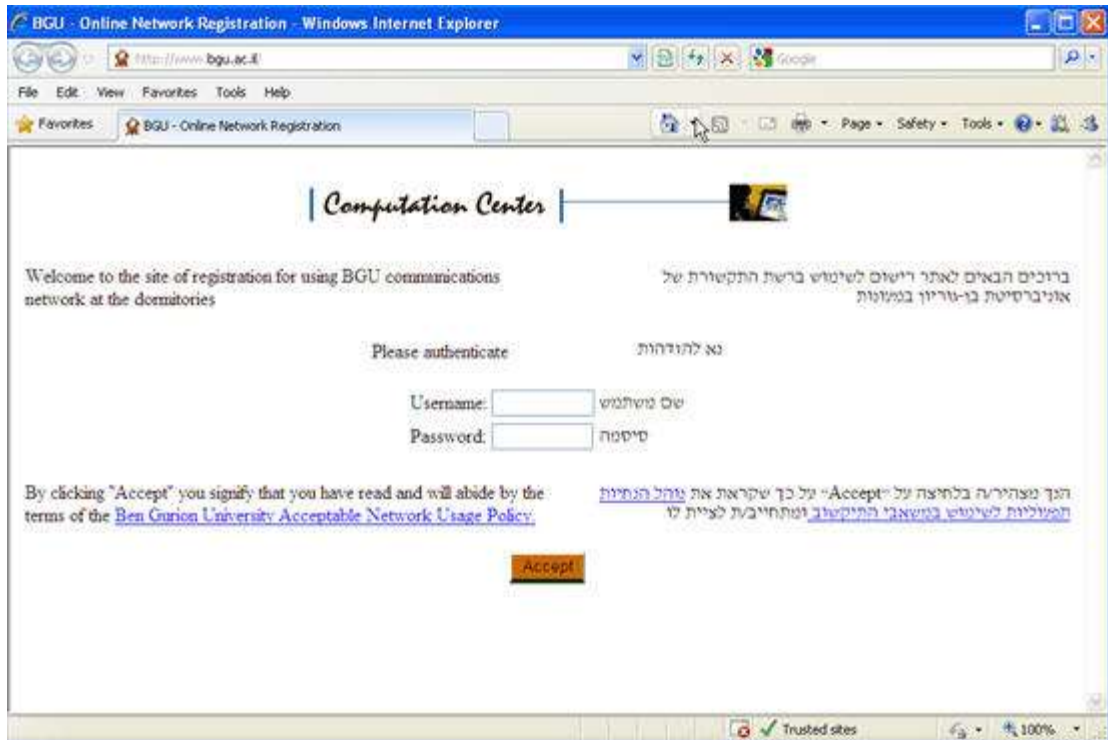
- Fill in The details (*) symbolizes the required details

Finally click the Continue button.

- After receiving notification that the registration has been completed, wait about 3 minutes and then re-open the browser.

In the case you change rooms or a replace your computer, the computer must be re-registered:

- Open a web browser .
The following window will be accepted:



- You must identify your username and password:


User name :University user name (as in e-mail)

Password :Password as of e-mail

- After identification, fill in the details in the new window (* indicates the required details) including a reason to reconnect

Finally click the Continue button

BGU - Online Network Registration - Windows Internet Explorer
 http://www.bgu.ac.il/online/register_1.php

Computation Center


You were registered in the network of another domain. To connect from here, you need to register again.

 (נרשמת בבני ברמה מרחב רשת אחר)

 כדי להתחבר מכאן, עליך להירשם מחדש.

Enter your personal details and the place of the connection

 אנא למלא את הפרטים שלך ואת מקום החיבור

Email Address*	<input type="text"/> @bgu.ac.il	*דואר אלקטרוני
First Name*	<input type="text"/>	*שם פרטי
Family Name*	<input type="text"/>	*שם משפחה
Phone*	<input type="text"/>	*טלפון סלולרי/בית
Second Phone	<input type="text"/>	טלפון שני
Department	<input type="text"/>	מחלקה
Domestic*	<input type="text"/>	*מגורים
Building*	<input type="text"/>	*בניין
Floor*	<input type="text"/>	*קומה
Label on the communication socket on the wall*	<input type="text"/>	*תווית ממוקמת על-גבי תאמת התקשורת בקיר
Name of Computer	<input type="text"/>	שם המחשב

You have already registered one computer. Please explain why you need to register additional computer.

 כבר רשמת מחשב אחד. אנא הסבר למה אתה צריך להירשם מחשב נוסף.

* - required field

The Ben-Gurion University computer network is managed by BGU Computation Center.
 For help registering your computer call Helpdesk at 647-7171.

The Ben-Gurion University computer network is managed by BGU Computation Center.
 For help registering your computer call Helpdesk at 647-7171.

Done Trusted sites 100%