



Opening a new Google account


First, we open the next link: <https://www.google.com/account>

Type "Create account" section and choose "For myself" option.

The screenshot shows the Google Sign in page. At the top, the Google logo is displayed, followed by the text "Sign in" and "Use your Google Account". Below this is a text input field labeled "Email or phone". Underneath the input field is a link for "Forgot email?". Further down, there is a message: "Not your computer? Use Guest mode to sign in privately." followed by a "Learn more" link. At the bottom left, there is a "Create account" button, and at the bottom right, there is a "Next" button. A white arrow points from the "Create account" button to a dropdown menu that is open, showing three options: "For myself", "For my child", and "To manage my business". Another white arrow points from the left edge of the page to the "For myself" option in the dropdown menu. At the bottom left of the page, the word "English" is visible, and at the bottom right, there are links for "Help", "Privacy", and "Terms".

On the next page of creating your account, fill in your full name (in Hebrew or English) and type the username you are interested in (if the requested username already exists, a message appears, and another must be selected).

Type twice (to verify) the password (a new password of your personal choice) and press "Next".



Create your Google Account

First name Last name

Username

You can use letters, numbers & periods


[Use my current email address instead](#)

Password Confirm

Use 8 or more characters with a mix of letters, numbers & symbols


Show password

[Sign in instead](#)





One account. All of Google working for you.

Next, fill in the necessary details and press the "Next" button.



guli, welcome to Google

 moglyguli@gmail.com

 Phone number (optional)

Google will use this number only for account security. Your number won't be visible to others. You can choose later whether to use it for other purposes.

Recovery email address (optional)

We'll use it to keep your account secure


Month Day Year

Your birthday

Gender

[Why we ask for this information](#)

[Back](#)



Your personal info is private & safe

Now, approve the agreement to use google services by pressing "I agree" button.



Privacy and Terms

To create a Google Account, you'll need to agree to the [Terms of Service](#) below.

In addition, when you create an account, we process your information as described in our [Privacy Policy](#), including these key points:

Data we process when you use Google

- When you set up a Google Account, we store information you give us like your name, email address, and telephone number.
- When you use Google services to do things like write a message in Gmail or comment on a YouTube video, we store the information you create.
- When you search for a restaurant on Google Maps or watch a video on YouTube, for example, we process information about that activity – including information like the video you watched, device IDs, IP addresses, cookie data, and location.
- We also process the kinds of information described above when you use apps or sites that use Google services like ads, Analytics, and the YouTube video player.

[More options](#) ▾

[Cancel](#)

[I agree](#)



You're in control of the data we collect & how it's used

We completed the registration task and entered the main page of our account.



Welcome, guli mogly

Manage your info, privacy, and security to make Google work better for you. [Learn more](#)

Privacy & personalization

See the data in your Google Account and choose what activity is saved to personalize your Google experience



[Manage your data & privacy](#)

You have security recommendations

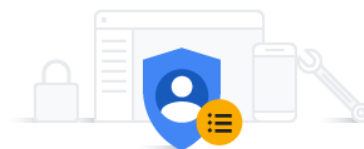
Recommended actions found in the Security Checkup



[Protect your account](#)

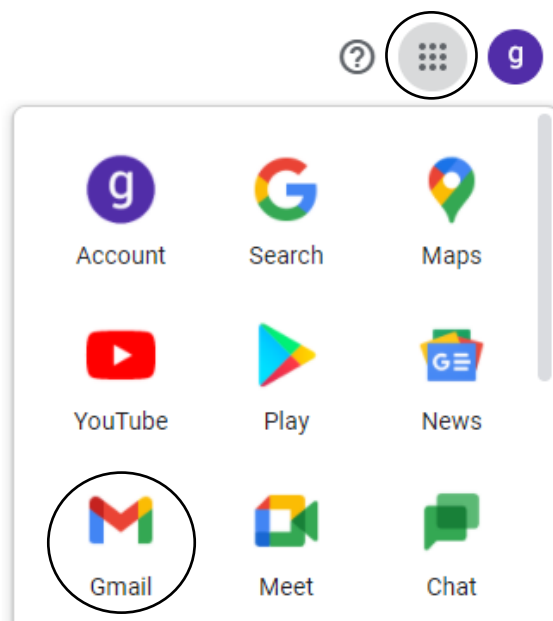
Privacy suggestions available

Take the Privacy Checkup and choose the settings that are right for you



[Review suggestion \(1\)](#)

To sign into our email account from this page, press the 9 points square icon at the top of the page and select the Gmail icon.



Good luck

© Division of Technologies, Innovation and Digital - Ben-Gurion University of the Negev5