

## **Three alternatives to measure the human likeness of a handshake model in a Turing-like test**

Ilana Nisky, Guy Avraham, and Amir Karniel\*

*Biomedical Engineering Department, Ben-Gurion University of the Negev, Beer-Sheva, Israel*

Phone: +972-8-6479679

Fax: +972-8-6479628

Email: {nisky, guyavr, akarniel}@bgu.ac.il

\*corresponding author

Abstract: In the Turing test, a computer model is deemed to “think intelligently” if it can generate answers indistinguishable from those of a human. We proposed a Turing-like handshake test for testing motor aspects of machine intelligence. The test is administered through a telerobotic system in which an interrogator holds a robotic stylus and interacts with another party – human, artificial, or linear combination of the two. Here, we analyze and test experimentally the properties of three versions of the Turing like handshake test: Pure, Weighted, and Noise. We follow the framework of signal detection theory, and propose a simplified model for the interrogator human likeness evaluation; we simulate this model and provide an assessment of the statistical power of each version of the handshake test. Our simulation study suggests that the choice of the best test depends on how well the interrogator identifies a human handshake when compared with a model. The Pure test is better for intermediate and large levels of interrogator confusion, and the Weighted and Noise tests are good for low levels of confusion. We then present the results of an experimental study in which we compare between three simple models for human handshake. We demonstrate that

it is possible to distinguish between these handshake models, and discuss the relative advantage of each measure and future possible handshake models and Turing-like tests, in measuring and promoting the design of human-like robots for robotics rehabilitation, teleoperation and telepresence.

## **1. Introduction**

As long ago as 1950, Turing proposed that the inability of a human interrogator to distinguish between the answers provided by a person and those provided by a computer would indicate that the computer can think intelligently (Turing, 1950). The so-called “Turing test” has inspired many studies in the artificial intelligence community; however, it is limited to linguistic capabilities. We argue that the ultimate test must also involve motor intelligence - that is, the ability to physically interact with the environment in a human-like fashion - encouraging the design and construction of a humanoid robot with abilities indistinguishable from those of a human being. It was suggested that robots that appear as more human-like, may be perceived as more predictable, and thus, people are more likely to feel comfortable while interacting with them (Hinds, Roberts, & Jones, 2004); naturally, when physically interacting with a robot, such human-likeness is even more important. However, an ultimate Turing-like test for motor intelligence involves an enormous repertoire of movements. In this paper, we discuss the methodology of performing a reduced version of the ultimate test, which is based on the one dimensional handshake test proposed in (Amir Karniel, Avraham, Peles, Levy-Tzedek, & Nisky, 2010; Amir Karniel, Nisky, Avraham, Peles, & Levy-Tzedek, 2010). In this reduced version of the Turing-like test for motor intelligence, a model of human handshake is considered human if it is indistinguishable from a human handshake. The handshake is of interest not merely as a reduced version of the ultimate humanoid test, but also, due to its bidirectional nature, in which both sides actively shake hands and explore each other. Motor control research has concentrated on hand movements (T. Flash & N.

Hogan, 1985; A. Karniel & Mussa-Ivaldi, 2003; Morasso, 1981; Shadmehr & Mussa-Ivaldi, 1994; Shadmehr & Wise, 2005; Wolpert & Ghahramani, 2000), generating a variety of hypotheses which could be applied to generate a humanoid handshake. In addition, the subjective perception of manual mechanical interaction with the external world was studied extensively (R. Friedman, Hester, Green, & LaMotte, 2008; Jones & Hunter, 1990, 1993; Srinivasan & LaMotte, 1995; Tan, Durlach, Beauregard, & Srinivasan, 1995). Last but not least, the greatest progress in telerobotic (Hannaford, 1989; Niemeyer & Slotine, 2004; Yokokohji & Yoshikawa, 1994) and haptic (Biggs & Srinivasan, 2002; El Saddik, 2007; Okamura, Verner, Reiley, & Mahvash, 2011) technologies involves arm movements. The telerobotic interface is necessary to grant the human-computer discrimination significance, much as the teletype was necessary to hide the computer from the questioning human in the original Turing test.

Handshaking has been discussed in the social context (Chaplin, Phillips, Brown, Clanton, & Stein, 2000; Stewart, Dustin, Barrick, & Darnold, 2008), but the development of artificial handshake systems is still in its infancy (J. N. Bailenson & Yee, 2007; Jindai, Watanabe, Shibata, & Yamamoto, 2006; Kasuga & Hashimoto, 2005; Kunii & Hashimoto, 1995; Miyashita & Ishiguro, 2004; Ouchi & Hashimoto, 1997; Sato, Hashimoto, & Tsukahara, 2007; Zheng Wang, Peer, & Buss, 2009), and state of the art studies mostly explore very basic forms of haptic interactions and collaboration (J. Bailenson & Yee, 2008; Jeremy N. Bailenson, Yee, Brave, Merget, & Koslow, 2007; Durlach & Slater, 2000; Gentry, Feron, & Murray-Smith, 2005; Groten et al., 2009; Hespanha et al., 2000; Kim et al., 2004; McLaughlin, Sukhatme, Wei, Weirong, & Parks, 2003). The proposed Turing-like handshake test can be useful in identifying the aspects of the theories that are essential for producing a human-like handshake movement. In general terms, we assert that a true understanding of the motor control system could be demonstrated by building a humanoid robot that moves and

applies forces that are indistinguishable from a human. Therefore, a measure of our distance from such demonstration could be most useful in evaluating current scientific hypotheses and guiding future neuroscience research.

Moreover, understanding the unique properties of healthy hand movements is important for clinical applications. For example, it will allow clinicians to discriminate between unimpaired hand movements and movements that are generated by motor impaired individuals, such as Cerebral Palsy patients (Roennqvist & Roesblad, 2007; van der Heide, Fock, Otten, Stremmelaar, & Hadders-Algra, 2005), Parkinson patients (van Den, 2000), etc. Such automatic discrimination can be useful for diagnosis as well as for assessment of treatment affectivity.

The evaluation of human-likeness of haptic interaction with robotic manipulators received little, yet growing, attention in the recent years. Variable impedance control of robotic manipulator was compared to constant impedance control in terms of perceived human-likeness (Ikeura, Inooka, & Mizutani, 1999) and human-like movements (Rahman, Ikeura, & Mizutani, 2002). The effect of visual and haptic rendering strategies on plausibility of social interaction was studied in the context of handshaking (Zheng Wang, Lu, Peer, & Buss, 2010). A recent study explored the human-likeness of feedforward and feedback based models for haptic interaction partners (Feth, Groten, Peer, & Buss, 2011).

In our previous studies, we presented initial exploration of the Turing-like handshake tests (Avraham, Levy-Tzedek, & Karniel, 2009; Amir Karniel, 2010; Amir Karniel, Nisky, et al., 2010), and proposed three different methodologies for assessing the human likeness of a handshake model (Amir Karniel, Avraham, et al., 2010): (1) a Pure test, (2) a Weighted test, and (3) a Noise test. The methodologies are similar in the general experimental architecture: a human interrogator shakes hands with another human, with computer software, or with a combination of the two. The handshake is performed through a telerobotic system, as

depicted in Figure 1. However, the three versions of the test are conceptually different: in the Pure test, handshake models are compared against human handshakes; in the Weighted test, combinations of model and human handshake with different weights are compared; in the Noise test, models are compared against human handshakes combined with noise.

In the current paper, we set out to explore the differences between these three versions of the Turing-like handshake test in a simulation study based on the preliminaries from Signal Detection Theory (SDT). To further explore the methodological differences between these three versions, we present an experimental study that uses all three methods to compare between three simple models for human handshake. The main contribution of this work is methodological, and hence, we chose very simple, primitive, models for human handshake, and did not incorporate into the models any of the abundant recent findings in human motor control.

We begin the paper with a brief introduction to SDT and psychometric function evaluation in section 2. We then describe the three proposed versions of the Turing-like handshake test in section 3; present our simulation study in section 4; and the experimental comparison of three models for human handshake using all three Turing-like tests in section 5. We conclude the paper with a discussion about the simulated and experimental results in section 6. Part of the content of section 3 has been also reported in (Amir Karniel, Avraham, et al., 2010).

However, here we add more definitions and assumptions required for the simulations in the following sections; moreover, the analysis and simulations reported in sections 4 and 5 are unique to this paper, and were only partly presented in an abstract form (Avraham, Nisky, & Karniel, 2011).

## **2. Preliminaries in psychophysics – Signal Detection Theory and the Psychometric function**

Signal Detection Theory (SDT) is a mathematical framework for analyzing human decision making in perceptual and cognitive tasks, that makes the role of decision processes explicit (Abdi, 2007b; Gescheider, 1985; Lu & Doshier, 2008; MacMillan, 2002). In particular, the theory provides computational tools for estimating the sensitivity and response bias of the participant in the task. In the original notion of STD, the task is to categorize ambiguous stimuli which can be generated either by a known process (signal) or be obtained by chance (noise); namely, a yes-no task. In another paradigm, the two-alternative forced choice (2AFC), the task is to sort two different stimuli into categories. In the current paper, we use the 2AFC paradigm in which the two stimuli in each trial are two different handshakes, and the categories are “more human-like” and “less human-like”.

According to SDT, the response of the participant depends upon the intensity of a hidden variable – a continuously variable internal representation, and the participant makes the decision based on some objective criterion with regard to this representation. In the 2AFC paradigm, in each trial, the participant compares the magnitudes of the internal representations of both stimuli, and chooses the stimulus that generates the greater internal response to belong to a category with a higher expected internal response. Importantly, the scale of internal representations is arbitrary, and does not necessary correspond to some physical property of the stimulus. Errors arise when the distributions of the categories overlap, and the proportion of the correct responses is used to estimate the extent of overlap between the internal representations of the different categories. In our case, the hidden variable is internal representation of human-likeness of a handshake, and we will designate it as  $h$  in the remainder of the paper. SDT, as a theoretical framework, does not specify the distribution of the internal representation; however, in most applications the distributions of

the representations are assumed to be Gaussian, and often, the variances of the different categories are assumed to be equal. We follow these common assumptions, and assume that  $h \sim N(\mu, \sigma)$ ; namely, the probability density function of the internal representation of human-likeness of a handshake is:

$$(1) \quad p(h) = \frac{1}{\sigma\sqrt{2\pi}} e^{-\frac{(h-\mu)^2}{2\sigma^2}}$$

where  $\mu$  is the expected human-likeness of a specific handshake on an arbitrary scale, and  $\sigma$  is the variance of the internal representation.

A tightly related method of quantifying performance in psychophysical task is the psychometric curve. A common experimental design for fitting such curve is the method of constant stimuli: the task is similar to the classic description of SDT, but a *standard* stimulus (usually drawn from the middle of stimuli range) is presented in each trial together with one of  $n_s$  *comparison* stimuli. The participant labels each as “larger” or “smaller” than the standard, and the function that quantifies the probability of answering “comparison stimulus was larger” is the psychometric function. The presence of standards does not tamper the analysis because it gives no information regarding which response is appropriate (MacMillan, 2002).

The general form of the psychometric function is:

$$(2) \quad \psi(x, \eta, \xi, \gamma, \lambda) = \gamma + (1 - \gamma - \lambda)F(x, \eta, \xi),$$

where  $x$  is the physical property of the stimulus, and the shape of the curve is determined by the parameters  $[\eta, \xi, \lambda, \gamma]$  and the choice of a two-parameter function  $F$ , typically, a sigmoid function (Wichmann & Hill, 2001).  $\gamma$  and  $\lambda$  are the rates of lapse – incorrect response regardless of the difference between stimuli intensity, and  $\eta$  and  $\xi$  determine the shift and the slope of the sigmoid function, respectively. The choice of a specific function is determined by assumption about the distribution of the internal representation, by how its

parameters change with stimulus intensity, and by what the decision rule is (Garcia-Perez & Alcala-Quintana, 2011). Under the assumption in Equation (1), the psychometric function will have a logistic form, namely,  $F(x, \eta, \xi) = \frac{1}{1 + e^{-(x-\eta)/\xi}}$ . The 0.5 probability point is interpreted as the point of subjective equality (PSE) – the comparison stimulus intensity that is perceived equal to the standard – a measure of bias, and it is estimated as the inverse of the sigmoid function at the 0.5 threshold,  $F^{-1}(0.5)$ . When the assumption in Equation (1) is not reasonable, it is still possible to estimate the PSE correctly by fitting other sigmoid functions, or using distribution-free methods, e.g. Spearman-Kraber (Miller & Ulrich, 2001).

### 3. Three Turing-like tests – methods for Model Human-Likeness Grade assessment

Following the original concept of the classical Turing test, each experiment consists of 3 entities: *human*, *computer*, and *interrogator*. Two volunteers participate in the experiment: *human* and *interrogator*. Throughout the test, each of the participants holds the stylus of one haptic device and generates handshake movements (Figure 1). In all three methods (Pure, Weighted and Noise), each trial consists of two handshakes, and the interrogator is asked to compare between the handshakes and answer which of them feels more human. Based on the answers of the interrogator, we calculate a quantitative measure for the human-likeness of a handshake model, the Model Human-Likeness Grade (MHLG). This grade quantifies the human likeness on a scale between 0 and 1. The *computer* is a simulated handshake model that generates a force signal as a function of time and the one-dimensional position of the interrogator's haptic device ( $x_{\text{inter}}(t)$ ) and its derivatives:

$$(3) F_{\text{model}}(t) = \Phi[x_{\text{inter}}(t), t] \quad 0 < t \leq T,$$

where  $\Phi[x_{\text{inter}}(t), t]$  stands for any causal operator, and T is the duration of the handshake.



The force feedback to the *human* is generated purely by the *interrogator* in order to preserve as much as possible the natural characteristics of the human handshake movement. The nature of the force applied on the *interrogator* is the key difference between the three methods that are discussed in this paper. In general, it is either pure human, pure computer, or combined human and computer handshake (Figure 2).

### Pure Turing-like test

The Pure Turing-like test is the most similar to the original notion of the Turing test for intelligence. In each trial, the interrogator is presented with a pure *computer*, Figure 2(a), and a pure *human*, Figure 2(b), handshake. Namely, the force that is transmitted to the interrogator is

$$(4) \quad F = F_{\text{model}} \quad \text{or} \quad F = F_{\text{human}} .$$

where,  $F_{\text{model}}$  is defined in Equation (3), and  $F_{\text{human}}$  is a function of the real-time position and/or force applied by the *human* and their derivatives, and its exact implementation depends on the teleoperation architecture. If we wish to compare  $n_m$  models in a single experiment, each block consists of  $n_m$  trials – one trial per model. Each experiment consists of  $N$  blocks, such that each computer handshake is repeated  $N$  times. The main purpose of the current study is to compare different methods for human-likeness assessment, and therefore, we choose  $N$  such that the total number of trials will be identical between different methods. In general, the choice of  $N$  affects the statistical power of the test, and should be determined according to the desired significance and power according to pilot studies. An analysis of statistical power of this test and how it is related to the number of blocks is presented at the end of Section 3.

For each model, we calculate the proportion of handshakes in which the interrogator chooses the computer handshake ( $m$ ) over the human handshake ( $h$ ) as more human-like,  $p_{m>h}$ . This is

an estimate of the probability of the interrogator to decide that the modeled handshake is more human than the human handshake. We follow SDT, and assume that after a completion of the probing phase of trial  $i$ , internal representations of human-likeness are formed for each of the individual handshakes,  $h_i^m$  and  $h_i^h$  (where the superscripts  $m$  and  $h$  indicate model and human handshakes, respectively). With this formulation,  $p_{m>h}$  is an estimate of the probability  $p(h_i^m > h_i^h)$ . When the model is indistinguishable from a human,  $E(p_{m>h}) = p(h_i^m > h_i^h) = 0.5$ . We calculate the Model Human-Likeness Grade of the Pure test (MHLG<sub>p</sub>) by multiplying this estimation by two, such that MHLG<sub>p</sub>=0 means that the model is clearly non-human like and MHLG<sub>p</sub>=1 means that the tested model is indistinguishable from the human handshake:

$$(5) \text{MHLG}_p = 2p_{m>h} \quad .$$

Since the **human** handshake is the most human by definition, MHLG<sub>p</sub> is cut-off at 1.

Intuitively, when the interrogator is very good in identifying the human handshake when compared with any computer handshake, this test will be ineffective in grading the different models relative to each other. This is because SDT is based on the assumption that mistakes are happening, and is not applicable otherwise. Therefore, we designed two additional versions of the Turing-like test. In both versions, the main idea is to present the interrogator with handshakes that are a mixture of human and computer-generated handshakes, Figure 2(c-d). This increases the level of confusion of the interrogator, and allows an effective comparison between different models, even if each of the models, by itself, is quite far from being human.

### **Weighted Turing-like test**

In the Weighted Turing-like test, the interrogator is always presented with a combination of a human and a computer handshake, Figure 2(c). Namely, the force that is transmitted to the interrogator is:

$$(6) \quad F = \alpha F_{\text{human}} + (1 - \alpha) F_{\text{model}},$$

where  $F_{\text{model}}$  and  $F_{\text{human}}$  are defined similarly to the definition after Equation (4). The exact value of alpha is determined according to a predefined experimental protocol. As in the Pure test, a single trial consists of two handshakes. In each trial, in one of the handshakes – the **comparison** stimulus – the interrogator interacts with a combination of forces according to Equation (6) with  $\alpha = \alpha_{\text{comparison}}$ , where  $\alpha_{\text{comparison}}$  is one of  $n_s$  equally distributed values from 0 to 1, e.g:  $\alpha_{\text{comparison}} = \{0, 0.2, 0.4, 0.6, 0.8, 1\}$ . The other handshake – the **standard** stimulus – is a also combination of forces, but with a fixed weight  $\alpha = \alpha_{\text{standard}} = 0.5$ , generated online from the human and a reference model, which is chosen before the experiment.

In each experiment, we assess the human likeness of  $n_m - 1$  test models and the reference model. In the trials in which we assess the human-likeness of the reference model, the interrogator is presented with the same model in both handshakes, but with different weights, and thus, these trials serve as control. Each experimental block consists of  $n_m n_s$  trials comprising each of the  $n_s$  linear combinations of the model and the human for each of the  $n_m$  model comparisons.

The order of the trials within each block is random and predetermined. Each experiment consists of  $n_b$  blocks, such that each combination is repeated  $n_b$  times. We choose the number of blocks  $n_b$ , such that, similarly to the Pure test, each stimulus model is presented to the subject in  $N = n_b n_s$  trials.

The next step in assessment of the human likeness of each model is to fit a psychometric curve, Equation (2), to the probability of the interrogator to answer that a **comparison** handshake is more human-like as a function of  $x = \alpha_{\text{comparison}} - \alpha_{\text{standard}}$  (see Figure 11 for example of psychometric curves derived from experimental data). We assume that a higher weight of human handshake component in a combined handshake yields higher probability to

choose a handshake as more human-like. Thus, this probability approaches one as the difference  $\alpha_{\text{comparison}} - \alpha_{\text{standard}} > 0$  becomes larger, and zero for a larger difference in the opposite direction,  $\alpha_{\text{comparison}} - \alpha_{\text{standard}} < 0$ . This is a necessary assumption for the Weighted test, and hence, should be validated for each class of new models that are tested with it. This assumption was validated in our previous studies (Avraham et al., 2009; Amir Karniel, 2010; Amir Karniel, Nisky, et al., 2010) as well as in the experimental study of the current paper – Section 5. However, in the general case, there might be models for human handshake that feel human-like when presented alone, but will be poorly combined with a human handshake, and vice versa. In these cases, the Weighted method should not be used.

The PSE indicates the difference between the  $\alpha_{\text{comparison}}$  and  $\alpha_{\text{standard}}$  for which the handshakes are perceived to be equally human-like. We use the estimated PSE for calculating  $MHLG_w$  according to:

$$(7) \quad MHLG_w = 0.5 - PSE$$

Thus, a model that is perceived to be as human-like as the reference model yields the  $MHLG_w$  value 0.5. The models that are perceived as least or most human-like possible yield  $MHLG_w$  values of 0 or 1, respectively. Therefore,  $MHLG_w$  is cut off at 0 and 1.

The Weighted test is highly dependent on successful fitting of the psychometric function. In (Wichmann & Hill, 2001) it was shown that the fitting process is most effective when the stimulus intensities are distributed symmetrically around the PSE, at low as well as high performance values. Therefore, the Weighted method will be most effective for a reference model that is similar or slightly less human than the tested models.

### **Noise Turing-like test**

The main methodological concern in using the Weighted test is the fact that it is not necessary that the model that is perceived most human-like when combined with a human

handshake is actually most human-like when presented alone. Therefore, we designed a third method for the assessment of computer models' human-likeness. In the Noise Turing-like method, the interrogator is presented with either a computer handshake, Figure 2(a), or a human handshake combined with a noise, Figure 2(d). This noise is chosen such that the resultant handshake is perceived as least human-like as possible, and such that the human handshake is perceived less human as the weight of noise increases. This allows effective comparison of pure model handshake with a human handshake corrupted by different levels of noise. The idea is that if more noise required for degrading the human handshake such that it will be indistinguishable from the model, then the model is less human-like. Such approach was suggested in the context of measuring presence in virtual environments according to the amount of noise required to degrade the real and virtual stimulation until the perceived environments are indiscriminable (Sheridan, 1994, 1996)

The protocol of the Noise Turing-like handshake test is similar to the Weighted protocol. In each trial, the interrogator is presented with two handshakes. In one of the handshakes – the *standard* stimulus– the interrogator interacts with a computer handshake model. The other handshake – the *comparison* stimulus – is a handshake that is generated from a combination of the human handshake and noise. In the current study we chose the noise as a mixture of sinus functions with frequencies above the natural bandwidth of the human handshake (Avraham et al., 2009; Avraham, Levy-Tzedek, Peles, Bar-Haim, & Karniel, 2010; Amir Karniel, 2010; Amir Karniel, Nisky, et al., 2010), but the general framework is flexible, and any other function can be used instead, as long as it is indeed not human-like. The comparison handshake force is calculated according to:

$$(8) F = (1 - \beta)F_{\text{human}} + \beta F_{\text{noise}}$$

where  $\beta$  is one of  $n_s$  equally distributed values from 0 to 1, e.g. = {0, 0.2, 0.4, 0.6, 0.8, 1}.

Similarly to the previous tests, at the end of each trial the interrogator is requested to choose the handshake that felt more human-like.

The rest of the methodological details, including fitting of the psychometric function, are similar to the Weighted test. However, the psychometric curve is now fitted to the probability to choose the *standard* handshake as more human-like as a function of  $\beta$  - the relative weight of noise in the *comparison* handshake. Namely, for a model that is indistinguishable from human the expected PSE is 0. For a model that is as human-like as the noise function (hence, the least human-like model) the expected PSE is 1. Therefore, the  $MHLG_n$  is calculated according to:

$$(9) \ MHLG_n = 1 - PSE$$

Thus, models that are perceived as the least or the most human-like possible, yield  $MHLG_n$  values of 0 or 1, respectively, and the estimations of  $MHLG_n$  are cut off at 0 and 1.

#### **4. Simulation**

Intuitively, by design, the different methods that are described in the previous section are expected to be useful for different levels of sensitivity of the interrogator to the difference between human and computer-generated handshakes. In the current section, we set out to quantify the difference between the approaches in terms of statistical power of each method in various conditions.

#### **Methods**

For building a simulation of different psychophysical approaches we must make an assumption about the decision process underlying the answers of the interrogator. In the current work, we do not explore the decision process, and therefore, we make assumptions

that will allow us to explore the different experimental methodologies. The guiding principle behind our assumptions is maximal simplicity. Therefore, we do not simulate the actual handshake, and instead we simulate a simplified decision process.

We follow the general framework of signal detection theory (SDT), and assume that after a completion of trial  $i$ , an internal representation of human-likeness ( $h_i$ ) is formed, and we assume Gaussian distribution for this internal representation, as specified in Equation (1). We also assume that for all computer, human, and combined handshakes this distribution has identical standard deviation, but different means, and that these means are consistent across subjects. The mean of this distribution is the actual human-likeness of the handshake and the variance represents the confusion level of the interrogator, namely decision variance (see Figure 3). We simulate the decision of the interrogator by choosing a random variable  $h_i$  from the appropriate distribution for each of the handshakes in a single trial, and answering according to the magnitude of  $h_i$ . The process is repeated for a number of trials, and the appropriate MHLG is calculated according to the simulated answers of the interrogator. We tested five models with  $\mu_m = \{50, 60, 70, 80, 100\}$  means of internal representation of human-likeness of the models, and compared them to a completely human handshake, for which the mean of the internal representation  $\mu_{\text{human}} = 100$ . This simulation was repeated for different decision standard deviation values,  $\sigma = \{1, 10, 30, 50, 70, 90\}$ .

We repeated the process 10 times to estimate the variability of MHLG for different repetitions of the simulation, so as to simulate repetition of the experiment with different subjects. This procedure also allowed us to perform one-sided, paired t-test, and determine whether the MHLG of two simulated models are statistically significantly ( $p < 0.05$ ) different.

### *Pure test simulation*

For each model we repeated 80 trials where a single sample from a random variable

$h^m : N(\mu_m, \sigma)$  was compared to a sample from  $h^h : N(\mu_{\text{human}}, \sigma)$ . We calculated  $p_{m>h}$  – the proportion of trials in which  $h_i^m > h_i^h$ , and used it to calculate  $\text{MHLG}_p$  according to Equation (5).

### *Weighted test simulation*

The Weighted Turing-like test is based on the assumption that a higher weight of human handshake component in a combined handshake yields higher probability to choose a handshake as more human-like. We incorporated this assumption into the simulation by choosing the mean value for human likeness of a combined handshake as:

$$(10) \quad \mu_{\text{combined}}(\alpha) = \alpha\mu_{\text{human}} + (1-\alpha)\mu_m,$$

without changing the standard deviation of the decision variable. We chose the least human-like model,  $\mu_m = 40$ , as a reference model, and each of the tested models,

$\mu_m = \{50, 60, 70, 80, 100\}$ , as *comparison* models, and performed simulation of 10 blocks per interrogator. Within each block, for each model,  $\alpha_{\text{comparison}}$  was assigned with 8 equally distributed values from 0 to 1:  $\alpha_{\text{comparison}} = \{0, 0.142, 0.284, 0.426, 0.568, 0.710, 0.852, 1\}$ , and  $\alpha_{\text{standard}}=0.5$ . As in the Pure test simulation, each trial was simulated such that a single sample from a random variable  $h^{\text{comparison}} : N(\mu_{\text{combined}}(\alpha_{\text{comparison}}), \sigma)$  was compared to a sample from  $h^{\text{standard}} : N(\mu_{\text{combined}}(\alpha_{\text{standard}}), \sigma)$ . Note, that 10 blocks of 8 levels of  $\alpha_{\text{comparison}}$  yield total of 80 trials per model, similarly to the Pure test. This is important for comparability of the methods. At the end of the simulation, for each level of  $\alpha_{\text{comparison}}$ , we calculated  $p_{c>s}(\alpha_{\text{comparison}})$  – the proportion of trials in which  $h^{\text{comparison}} > h^{\text{standard}}$  for that



particular level of  $\alpha_{\text{comparison}}$ . We used the Psignifit toolbox version 2.5.6 for Matlab, available at <http://www.bootstrap-software.org/psignifit/> to fit a logistic psychometric function (Wichmann & Hill, 2001) to the simulated answers of the interrogator and extract the PSE, and used it to calculate  $\text{MHLG}_w$  according to Equation (7). In the special case when  $p_{c>s}(\alpha_{\text{comparison}}) > 0.5$  for all  $\alpha_{\text{comparison}}$ , the fitting of psychometric function is not reliable. However, since this occurs only for models that are very human-like when compared with the reference handshake, we set  $\text{MHLG}_w = 1$  in these cases.

### *Noise test simulation*

The simulation of the Noise test was similar to the Weighted, with a few differences. We assumed that the noise that we add to the human handshake is equivalent to combining the human handshake with the least human-like model possible, namely,  $\mu_{\text{noise}} = 40$ , and therefore:

$$(11) \quad \mu_{\text{combined}}(\beta) = (1 - \beta)\mu_{\text{human}} + \beta\mu_{\text{noise}}.$$

Within each block, for each model,  $\beta$  was assigned with 8 equally distributed values from 0 to 1:  $\beta = \{0, 0.142, 0.284, 0.426, 0.568, 0.710, 0.852, 1\}$ .

As in the previous simulations, each trial was simulated such that a single sample from a random variable  $h^{\text{standard}} : N(\mu_m, \sigma)$  was compared to a sample from  $h^{\text{comparison}} : N(\mu_{\text{combined}}(\beta), \sigma)$ . At the end of the simulation, for each level of  $\beta$ , we calculated  $p_{s>c}(\beta)$  – the proportion of trials in which  $h_{\text{standard}} > h_{\text{comparison}}$ . We extracted the PSE from a psychometric function and calculated  $\text{MHLG}_n$  according to Equation (8).

### *Statistical power analysis*

To compare the performance of each of the tests for different levels of  $\Delta\mu$  and different levels of confusion of the interrogator, we performed a systematic statistical power and size of effect analysis by means of Monte-Carlo simulations (Abdi, 2007a). For each of the tests, we repeated 100 simulations, in which we repeated 5 calculations of the MHLG for each of the models  $\mu_m = \{50, 52, 54, \dots, 96, 98, 100\}$ . Then, we performed a one-sided paired t-test between the MHLG of the worst model ( $\mu_m = 50$ ) and each of the other models. This choice of particular comparisons was arbitrary, and actually, once an MHLG for each model was calculated, any pair of models could be compared. The power of each Turing-like test is the proportion of the simulations in which the difference in MHLG was significant at the 0.05 significance level, and the size of the effect is the mean difference between the MHLG's that were compared. In the current paper, we state that a test has sufficient statistical power when this proportion is 0.8 (Cohen, 1988, 1992). Each of these procedures was repeated for different levels of standard deviation of  $h_i$ ,  $\sigma = \{1, 4, 7, 10, \dots, 97, 100\}$ .

Next, we used a similar procedure to assess the power of the different tests in detection of difference between the human-likeness of very similar models,  $\Delta\mu = 6$  - a difference which is small enough when compared with mean values of 50-100, but large enough to be significant difference for the smallest level of interrogator confusion. Here, instead of comparing all models to the least human-like model, we compared between models with similar levels of human-likeness. The idea here was to explore whether the performance of the test depends on how human-like are these two similar models; namely, whether there is expected to be a difference in performance between comparing two very human-like models and comparing two very not human-like ones.

In the last part of the simulation, we wished to explore the sensitivity of our approach to the number of handshakes in each experiment. We repeated the analysis of the Pure Turing-like test for different number of blocks – 10, 20, 40, 60, 80, 100, and 200.

## Results

The results of the simulations of all three tests are depicted in Figure 4. In the left panels of the figure, the results of one repetition of the simulation, and in the right panels the mean of ten MHLG from repetitions of the simulation are presented together with 95% confidence intervals of the estimation of mean. Successful discrimination between the different models yields a statistically significant increase of the MHLG as the actual model human likeness increases. The results suggest that the Pure Turing-like test is successful for intermediate and large levels of decision variance of the interrogator, and completely useless for low levels of variance. This is not the case for the Weighted and Noise tests, which are best for low level of variance in the decision, and become less sensitive with increasing decision variance.

Examining the right panels of the figure leads to the prediction that increasing the number of subjects is expected to increase the sensitivity of almost all tests, with the exception of the Pure test at the lowest levels of decision variance.

### *Statistical power analysis for comparison between the Turing-like tests*

The results of the power and size of effect analysis for comparison between the least human-like model and all other models are depicted in Figures 5 and 6, and support the qualitative observations from the previous paragraph. The results of power analysis for comparisons of similar models ( $\Delta\mu = 6$ ) for models with different levels of human likeness are depicted in Figure 7.

**The Pure test** has zero power for very small decision variance, Figure 5(a) left. This is due to the lack of overlap between the distributions of the internal representations of human likeness

when the decision variance is small. As the confusion of the interrogator starts to increase, the power increases for large differences in human likeness. The test is best for intermediate levels of decision variance,  $\sigma \approx 20$ ; for these and larger values the Pure test has sufficiently high power starting from  $\Delta\mu > \sigma / 3$  (Figure 6). Importantly, examining Figure 5(a) right suggests that the difference in  $MHLG_p$  values is a monotonically increasing function of the difference between the hidden human likeness levels of each model. Analysis of comparison between similar models, Figure 7(a) reveals that the Pure test is sensitive to difference between similar very human-like models ( $\mu > 80$ ) when the decision variance is intermediate, namely  $5 < \sigma < 20$ . In general, these observations are in accordance with the following intuitive reasoning: when comparing two models to each other, the Pure Turing-like test is effective if at least one of the models is human-like enough such that there is some overlap between the distribution of internal representation of human-likeness, and the interrogator will make enough mistakes when asked to compare between the human and computer handshakes. However, if both models are very human-like it will be difficult to distinguish between them when the decision variance is large.

**The Weighted test** has high statistical power for the smallest level of interrogator decision variance, Figure 5(b) left, and Figure 6. As the decision variance increases the test loses statistical power, until it becomes not sensitive enough (power  $< 0.8$ ) for  $\sigma > 25$ . Examining the size of effect analysis, Figure 5(b) right, reveals that this happens since the difference in the mean value of  $MHLG$  decreases. In addition, the difference in  $MHLG_w$  values is a monotonically increasing function of the difference between the hidden human likeness levels of each model only in the range of interrogator decision variances where the statistical power is high. This indicates a potential caveat in the use of the Weighted test; however, since this only happens when the statistical power is very low it does not impose actual limitations. Namely, the Weighted test will not be used in this case both because of the lack

of statistical power and inaccuracy. Analysis of comparison between similar models, Figure 7(b) reveals that the Weighted test is sensitive to difference between similar models that are not very human-like ( $\mu < 75$ ) for very low levels of decision variance  $\sigma < 10$ . These results are in accordance with the following intuitive reasoning: if both compared models are more human-like than the reference model handshake combined with the human handshake, they are both estimated as maximally human (MHLG=1), and therefore, there is no statistically significant difference between them.

**The Noise test**, similarly to the Weighted test, has high statistical power for the smallest level of interrogator decision variance, Figure 5(c) left. As confusion level increases, the power is still high for  $\Delta\mu > \sigma / 2$ , Figure 6. Examining the right panel of Figure 5(c) reveals that similarly to the Pure test, the difference in MHLG<sub>n</sub> values is a monotonically increasing function of the difference between the hidden human likeness levels of each model. In addition, up to  $\sigma = 40$ , this function does not change with interrogator confusion level, which suggests more consistent results between interrogators with different confusion level. Analysis of comparison between similar models, Figure 7(c) reveals that the Noise test is sensitive to a difference between similar models regardless to their level of human-likeness for low levels of interrogator decision variance, namely  $\sigma < 15$ .

To summarize, for very low levels of decision variance it is appropriate to use either the Weighted or Noise Turing-like tests. Starting from  $\sigma = 20$  the Pure test outperforms the other tests. For very similar models, when the decision variance is low, the Noise test is appropriate for all levels of human-likeness, and the Weighted test is appropriate only for not very human-like models. For intermediate levels of decision variance the Pure tests should be used, but it is likely to distinguish only between similar very human like models. For large levels of decision variance none of the tests has enough statistical power to be able to make statements about the difference in human likeness between very similar models.

### *The effect of number of handshakes in an experiment*

The power of any statistical analysis increases with increasing sample size. This happens since the uncertainty in any estimation is reduced when more data is sampled. Our MHLG estimation is not an exception to this rule. Indeed, analysis of the power of the Pure test, Figure 8, reveals that using more handshakes in the assessment of MHLG yields smaller confidence intervals for the estimated MHLG, Figure 8(a), and increase the statistical power, Figure 8(b) and 8(c). The increase in the power is due to decrease in estimation uncertainty (not to confuse with the interrogator's decision variance), and not in the size of the mean difference in MHLG, which is similar to Figure 5(a) right panel regardless to number of blocks. Importantly, we conclude from Figure 8(c) that the increase of power is not very high for more than 80 handshakes, and therefore, we chose 80 handshakes per model in our experimental studies that are described in the next section.

## **5. Experiment**

In the current section, we present our experimental comparison of the three Turing-like tests while trying to assess the human likeness of three simple models for a human handshake.

### **Models for human handshake**

A computer model of a human handshake is a force signal as a function of time, one dimensional position of the interrogator's hand,  $x_{inter}(t)$ , and its derivatives. In the most general notation, such a function is presented in Equation (3). In our experimental study, we compared three simple versions of such a function, which are depicted schematically in Figure 9. We considered three candidate models:

- i. **Linear spring**,  $K=50\text{N/m}$ , namely:

$$(12) \quad f(t) = -Kx_{inter}(t)$$

This model was chosen because it describes a very simple function between the movement of the interrogator and the force applied by the model that creates a form of interaction.

- ii. **Linear spring and damper** connected in parallel,  $K=20\text{N/m}$ ,  $B=1.3\text{Ns/m}$ , namely:

$$(13) \quad f(t) = -Kx_{\text{inter}}(t) - B\dot{x}_{\text{inter}}(t)$$

This model was chosen to represent the passive mechanical characteristics of human movement. It has additional parameter when compared with the previous model, and therefore, it is expected to be ranked higher on the MHLG scale.

- iii. **Mixture of sinusoids** with frequencies within the typical range of human movement, between 1.5 and 2.5 Hz (Avraham et al., 2009; Avraham et al., 2010; Amir Karniel, 2010; Amir Karniel, Nisky, et al., 2010), namely:

$$(14) \quad f(t) = \sum_{i=1}^3 0.6 \sin(2\pi\omega_i t); \quad \omega_i : U(1.5, 2.5)$$

where  $U(a, b)$  is a uniform distribution between  $a$  and  $b$ , with the probability

$$\text{density function } p(\omega) = \begin{cases} \frac{1}{b-a} & a < \omega < b \\ 0 & \text{else} \end{cases}$$

This model was chosen to represent the class of active handshakes, where the force applied on the interrogator is actually not a function of his movements.

## Methods

### *Experimental procedure, apparatus, and architecture*

Thirty volunteers participated in the experiments after signing the informed consent form as stipulated by the local Helsinki Committee. In each experiment two naïve participants – **human** and **interrogator** – held the stylus of a Phantom® Desktop haptic device (SensAble Technologies) and generated handshake movements, as depicted in Figure 1. Throughout the

experiment, the interrogator was requested to answer which of the two handshakes within a single trial felt more human by pressing the appropriate key on the keyboard. Both haptic devices were connected to a Dell precision 450 computer with dual CPU, Intel Xeon 2.4GHz processor. The position of the interrogator,  $x_{inter}(t)$ , and of the human,  $x_{human}(t)$ , along the vertical direction, were recorded at sampling rate of 600Hz. These position signals were used to calculate the forces that were applied at each of the devices according to the overall system architecture that is depicted in Figure 10. These forces were interpolated online and applied at 1000Hz. The **human** always felt force that is proportional to the difference between the positions of the interrogator and the human himself, namely:

$$(15) \quad f_{human}(t) = K_t(x_{inter}(t) - x_{human}(t)),$$

where  $K_t = 150N/m$ . The **interrogator** felt a force that is a combination of this force, a computer-generated function, and damping, namely:

$$(16) \quad f_{inter}(t) = G_h K_t(x_{human}(t) - x_{inter}(t)) + G_c f_{computer}(t) - B_t \dot{x}_{inter},$$

where  $G_h$  and  $G_c$  are the gains of the human and computer force functions respectively, the computer generated force function  $f_{computer}(t)$  is either a handshake model or noise,

$K_t=150N/m$  is the gain of position-position teleoperation channel, and  $B_t=2Ns/m$  is damping that is added at the interrogator side to assure overall system stability. The gains and the computer-generated function were determined according to the exact protocols that are specified further.

The experiments were divided into two sessions that were performed in two visits to the lab in different days. Each session started with practice of 60 handshakes in which the **interrogator** shook hands with the **human** through the telerobotic system, namely  $G_h=1$  and  $G_c=0$ . The purpose of these practice trials was to enable the participants to be acquainted with a human handshake in our system.



## Experiment 1 – Pure

Five pairs of volunteers participated in the experiment. Each experimental block consisted of 3 trials in which we compared each of the three candidate models to a human handshake. In each trial, the interrogator was presented with a pure computer handshake, namely  $G_h=0$  and  $G_c=1$ , and pure human handshake, namely  $G_h=1$  and  $G_c=0$ . The computer-generated force function was calculated according to one of the models, Equations (12), (13), or (14). Each block consisted of three trials such that each model was presented once. The order of the trials within each block was random and predetermined. Following our simulation, each experiment consisted of 80 test blocks. Two blocks were added at the beginning of the experiment for general acquaintance with the system and the task. The answers of the subjects in these blocks were not analyzed. In order to preserve the memory of the feeling of a human handshake in the telerobotic setup, after each group of nine experimental blocks (twenty seven trials) the subject was presented with six human handshakes. To increase the motivation of the participants, they received a grade at the end of each block that was calculated based on their answers in the block.

After completion of both sessions we calculated for each of the models the MHLG<sub>p</sub> according to Equation (5).

## Experiment 2 – Weighted

Five pairs of volunteers participated in the experiment. In each trial the interrogator was presented with two different combinations of a human handshake and a model – *standard* and *comparison* handshake. The force that was applied on the interrogator was calculated according to Equation (15) with  $G_h=\alpha$  and  $G_c=1-\alpha$ . The values of  $\alpha$  were  $\alpha = \alpha_{\text{comparison}}$  and  $\alpha = \alpha_{\text{standard}}$  for the *comparison* and *standard* handshakes respectively. The model in the *standard* handshake was always the linear spring, Equation (12), and the model in the *comparison* handshake was one of our three candidate models, Equations (12), (13), or (14).

Each experimental block consisted of 24 trials comprising each of the 8 linear combinations of the stimulus and the human, Equation (6) with  $\alpha = \alpha_{\text{comparison}}$ , for each of the three models. The order of the trials within each block was random and predetermined. Each experiment consisted of 10 blocks. Thus, each of the models was presented to the interrogator in 80 *comparison* handshakes. We added one practice block, namely twenty-four trials, for general acquaintance with the system and the task. The answers of the interrogator in this block were not analyzed. In order to preserve the memory of the feeling of a human handshake in the telerobotic setup, after each experimental block (twenty four trials), the subject was presented with six human handshakes. To increase the motivation of the participants, at the end of each block, they received a grade that was calculated based on their answers in the trials where the linear spring model was presented both in *comparison* and *standard* handshakes. In these trials, one of the handshakes is always composed of a greater weight of human forces than the other handshake. We assume that a handshake with larger weight of human versus computer handshake is perceived as more human, and therefore, if the same model appears in both handshakes with different weights, the participant should be able identify the handshake that is more similar to that of a human.

After completion of both sessions, we used the Psignifit toolbox version 2.5.6 for Matlab to fit a logistic psychometric function (Wichmann & Hill, 2001) to the answers of the interrogator and extract the PSE. We then calculated the  $MHLG_w$  of each of the models according to Equation (7).

### **Experiment 3 – Noise**

Five pairs of volunteers participated in the experiment. In each trial the interrogator was presented with a pure computer handshake, namely  $G_h=0$  and  $G_c=1$ , which was one of the three candidate models, Equations (12), (13), or (14), and a human handshake combined with

noise, namely  $G_h=1-\beta$  and  $G_c=\beta$ . The values of  $\beta$  were determined according to Equation (8).

The noise function was calculated according to:

$$(17) \quad f(t) = \sum_{i=1}^5 0.7 \sin(2\pi\omega_i t); \quad \omega_i : U(2.5, 3.5)$$

Note that the model for noise is similar to our mixture of sinusoids model, but the random frequencies were chosen above the typical bandwidth for human movements, between 2.5 and 3.5 Hz (Avraham et al., 2009; Avraham et al., 2010; Amir Karniel, 2010; Amir Karniel, Nisky, et al., 2010). In addition, we used a mixture of five rather than three sinusoids to assure that the resultant signal will be perceived as noise by human subjects. We chose the amplitude of the sinusoids in the noise function such that the power of the noise signal was at least as high as the power that is generated during interaction with the tested models in the Pure test.

Within each block, there were eight trials in which the combined human-noise handshake with  $G_h=1-\beta$  and  $G_c=\beta$  for each of the eight values of  $\beta$  was compared to a combined human-noise handshake with  $G_h=0.5$  and  $G_c=0.5$ . These trials were added to serve as data for a calibration curve for each subject, to make sure that indeed human handshake with higher noise component is perceived as less human-like. Overall, each experimental block consisted of 32 trials in which each of the 8 linear combinations of the noise and the human, Equation (8) were compared with each of the three models and the noise combined with human. Each experiment consisted of 10 blocks. Thus, each of the models was presented to the interrogator in 80 handshakes, similarly to the protocols in Experiments 1 and 2. One experimental block (32 trials) was added at the beginning of the experiment for general acquaintance with the system and the task. The answers of the subjects in this block were not analyzed. In order to preserve the memory of the feeling of a human handshake in the telerobotic setup, after each experimental block, the subject was presented with six human handshakes. To increase the

motivation of the participants, at the end of each block they received a grade that was calculated based on their answers in the calibration trials.

After completion of both sessions, we fitted psychometric functions to the answers of the interrogators, extracted the PSE, and calculated the  $MHLG_n$  of each of the models according to Equation (9).

### *Statistical analysis*

The values of MHLG are bounded in  $[0,1]$ , regardless to the specific version of a Turing-like test that is used. Therefore, we used the nonparametric Friedman's test (M. Friedman, 1937) in order to determine whether the difference between the MHLG values of the models is statistically significant. We used the Wilcoxon sign-rank test with Bonferroni correction for multiple comparisons in order to perform the comparisons between the individual models.

### **Results**

Examples of psychometric curves that were fitted to the answers of two selected interrogators from the Weighted and Noise tests are depicted in Figure 11. First, as evident from the successful fitting of psychometric curves, we validated the assumptions that a handshake with higher weight of human handshake relative to a computer generated model for handshake or noise has higher probability to be chosen as more human-like. Moreover, the calibration curves (spring model in panel A and noise model in panel B) indeed yield PSE that is not statistically significantly different from 0 and 0.5 respectively.

Both interrogators perceived the linear spring model as least human-like (solid curves). However, the spring and damper model was identified as most human-like in the Weighted test (Panel A, dashed curve), while the mixture of sinusoids model was perceived as the most human-like in the Noise test (Panel B, dotted curve).

The MHLG of individual subjects for each of the Turing-like tests are presented in Figure 12. Estimations of the mean of MHLG of all models from all tests are presented in Figure 13, together with the 95% confidence intervals for these estimations. The Pure test was not sensitive enough for discriminating between the MHLG values of the three tested models, Figure 12(a), and there was no statistically significant effect of model (Friedman's test,  $p=0.45$ ). This was due to the fact that when each of the interrogators was introduced with one of the models and with a human handshake, he almost always correctly identified the human handshake, yielding very small MHLG values. This suggests that all three models of handshake were far from human handshake relative to the level of confusion of the interrogator, similarly to the simulated results for very low decision variance ( $\sigma < 20$ ). Consistently with the predictions from our simulation study, the Weighted and Noise tests revealed significant effect of model on MHLG (Friedman's test,  $p=0.049$  and  $p=0.015$  respectively), as clearly evident in Figure 12(b-c) and Figure 13. This leads to the conclusion that for these models the more appropriate test is either the Weighted or Noise Turing-like test. Interestingly, while the "linear spring" model was least human-like according to both tests, there was no agreement about the most human-like model: the "mixture of sinuses" model was most human-like according to the Weighted test, and the "linear spring and damper" model was most human-like according to the Noise test.

## 6. Discussion

In this study, we considered three versions of a Turing-like handshake test: Pure, Weighted, and Noise. In all these tests, a human interrogator interacts with different combinations of pairs of human, computer, or combined handshakes, and is asked which handshake felt more human. We presented a simulation study that quantified the differences between these tests in their ability to assess the human-likeness of computer-generated handshakes. We concluded

the paper with an experimental demonstration of testing the human likeness of three simple models for human handshake.

The simulation study suggests that the choice of the best test to differentiate the human-likeness of computer-generated handshakes depends on how well the interrogator identifies a human handshake when compared with a model, namely, the decision variance of the interrogator. The Pure test is better for intermediate and large levels of interrogator confusion, and the Weighted and Noise tests are good for low levels of confusion. While it seems that the Noise test outperforms the Weighted test, an important condition must be satisfied before an effective Noise test can be implemented: we have to define the noise function – the least human-like handshake possible. Therefore, the Weighted test is necessary at least for finding a model that is far enough from a human handshake to serve as noise.

In our simulation study, we assumed that the one-dimensional internal-representations of a handshake human-likeness has a Gaussian distribution, and that for all computer, human, and combined handshakes, and for all subjects, this distribution has an identical standard deviation. These assumptions are probably not correct: for example, the assumption of constant variance does not take into account the Weber and Fechner laws (Norwich, 1987).

We did not take into account the possibility that the decision process concerning the level of human likeness of a handshake has a multiplicative rather than additive noise, and a particular structure of observer model (Lu & Doshier, 2008). In order to properly take these properties into account in our assumptions, we would have to choose the observer model (Lu & Doshier, 2008), the appropriate power function that relates the actual level of stimulus to the perceived human likeness, and even decide whether such function exists (Stevens, 1957). Since there is no established characterizing of perception of handshake psychophysics, we chose to start with the simplest assumptions. With future progress in psychophysical evaluation of human-likeness of computer-generated handshakes these assumptions would

probably be revised and additional methodological progress will be possible based on more true to life formulation.

According to our experimental results, the Pure test was not successful in discrimination of human likeness of “linear spring”, “linear spring and damper”, and “mixture of sinuses” models for human handshake. This implies that the decision variance of the interrogator is low, and that the suggested models are far from being human-like. Therefore, when the interrogator is asked to compare human handshake and a model handshake, he mostly chooses the correct answer. However, consistently with our simulations, both the Weighted and Noise test successfully discriminated between these simple models. We expect that when we will test models for handshake that are more human-like, the Pure test will become more effective for the discrimination between them and for identifying the most human-like handshake model. This observation suggests additional methodological recommendation: for each new set of models, it is useful to perform a pilot study with small number of subjects but using all three Turing-like tests. The results of these tests taken together can be used as an operational estimation of the level of confusion of interrogator with respect to the human-likeness of the tested models. For example, models that yield consistent estimation of  $MHLG_p=0$ ,  $MHLG_w=1$  and  $0 < MHLG_n < 1$  indicate low level of interrogator confusion, and high level of human-likeness.

Interestingly, while in our simulation study, the grading of different models was consistent between Weighted and Noise tests, this was not the case in the experimental study. The “linear spring” model was consistently perceived as the least human-like model, but there was a disagreement about the human-likeness of the “linear spring and damper” and “mixture of sinuses” models. One possible explanation for this observation is that the internal representation of human-likeness is multidimensional. Each interrogator might follow a different decision path in the space of human-likeness features when grading the models. An

example of such situation is when the human-likeness is determined according to a weighted average of the different features, as depicted in figure 14. According to this view, all the interrogators would correctly identify the least and the most human-like possible handshakes, but may have various opinions about the salient feature characterizing human-likeness. In particular, the “linear spring and damper” and “mixture of sines” represent two different classes of models – passive linear system, and active stochastic force generator, respectively. A-priori, it is difficult to predict which class is expected to be more human-like. A passive, linear, system creates forces only in response to the movement of the interrogator, and the frequency content of the resultant handshake never contains frequencies that did not exist in this movement. Hence, the resultant handshake is highly synchronized, but also very predictive. Such a handshake would feel natural to an interrogator who is used to dominate handshakes, and always takes the leader role in a handshake. An active stochastic force generator introduces unpredicted frequency content, and initiates interaction even if the interrogator does not do so. Thus, such handshake might feel more human-like to an interrogator who is used to follow and comply with the other opponent movement during his everyday handshakes. However, it might feel out of synchronization and unpleasant if the interrogator tries to lead the handshake. These two features could be examples for different dimensions of the overall human-likeness representation that were suggested in the previous paragraph, and the weighting between these features could be determined by the dominance of the interrogator in physical interactions (Groten et al., 2009). In future studies, these two features could be combined into one model of a handshake. In addition, it might be beneficial to identify the dominance of the interrogator in collaborative tasks in order to adjust the specific weight of active and passive components in the handshake.

To further improve future models of handshake, it can be useful to include a few theories about the nature of the control of human movements. For example, the linear spring-damper



system can be replaced with a Hill-type mechanical model (Amir Karniel & Inbar, 1997) or one-fifth power damping (Barto, Fagg, Sitkoff, & Houk, 1999). For the class of active models, it can be interesting to consider using trajectories that are the result of optimization with respect to some cost function, e.g. minimum jerk (T Flash & N Hogan, 1985), or minimum acceleration with constraints (Ben-Itzhak & Karniel, 2007), instead of the simple sinusoids that we used in the current study. In addition, it is possible to incorporate forward models for controlling the grip force (Flanagan & Wing, 1997) (Kawato, 1999) into the construction of control law, or to adopt optimal feedback control strategies (Todorov & Jordan, 2002) and adaptive control. In (Avraham et al., submitted), we utilized the Noise Turing-like handshake test, and compared the human likeness of three models that were based on different aspects of the human control of motion.

The difference in grading might be the result of the subjective and declarative nature of the test. In order to overcome the differences between the cognitive processes across subjects, it can be useful to look at objective, physiologically related, measures, such as skin conductance response (Laine, Spitler, Mosher, & Gothard, 2009), heart rate (Anttonen & Surakka, 2005), postural responses (Freeman, Avons, Meddis, Pearson, & IJsselsteijn, 2000) or task performance (Feth et al., 2011; Schloerb, 1995). This is of special importance as declarative perception is not always consistent with motor responses (Aglioti, DeSouza, & Goodale, 1995; Ganel & Goodale, 2003; Goodale & Milner, 1992; Ilana Nisky, Pressman, Pugh, Mussa-Ivaldi, & Karniel, 2011; Pressman, Nisky, Karniel, & Mussa-Ivaldi, 2008). In particular, a declarative, subjective, evaluation of presence in virtual and remote environments was shown to be unreliable, and behavioral, objective, presence measures, such as postural responses, were suggested (Freeman et al., 2000). In the context of human-robot interaction, (Reed & Peshkin, 2008) showed that while participants who interacted with a

robotic partner reported that they interacted with a human in the verbal Turing test, they did not reach the same level of performance as in human-human dyad.

The use of virtual reality, telepresence and teleoperation systems for the study of perception, is growing in the last few years (Jin, 2011; Zaal & Bootsma, 2011). In a recent research (Feth et al., 2011), human-robot interaction in a virtual environment was studied, and the human-likeness of virtual partners with a predetermined or adaptive collaborative behavior was evaluated. They developed two psychophysical tests, using a predefined scale or a pair-wise comparison, to assess the similarity of the virtual partner to a human partner in terms of haptic perception. Our Pure test resembles their pair-wise comparison approach, but in our test, we compare each handshake model only to a human handshake, while they applied Thurstone's law of comparative judgment, case V, and performed all possible paired comparisons between the different virtual opponents, as well as random and human opponent. These both approaches are based on Thurstonian scaling and SDT (MacMillan, 2002), but differ in the overall number of comparisons. While our method is more economical in terms of experimental burden, as it uses a minimal number of comparisons, the method of Feth et al. provides more direct assessment of the relative human-likeness of each pair of models, and hence, provides a more accurate estimation. In a future study, it will be interesting to compare these two approaches in a single experiment with identical number of overall comparisons and assess the statistical power of each of the methods in discrimination of human-likeness.

There are two fundamentally different approaches to the challenge of quantifying the perceived human-likeness of a particular model for handshake. One is to present the participants with various handshakes, and ask for quantitative grade on some predefined scale (Feth et al., 2011; Ikeura et al., 1999). The other is to use a two alternatives forced choice (2AFC) method: present the participant with two handshakes and ask which one is more

human-like (Feth et al., 2011; Amir Karniel, Avraham, et al., 2010). The main advantage of the latter approach is that it allows us to treat the problem within the well studied signal detection theory (Abdi, 2007b; Gescheider, 1985; Lu & Doshier, 2008; MacMillan, 2002), and use the methodological tools that were developed within this framework, e.g. fitting psychometric curves to the answers of participants, and assess perception thresholds and discrimination sensitivity. The 2AFC method followed by fitting of psychometric curves is used extensively in haptic exploration: they are used to assess perception of height (Ernst & Banks, 2002), shape (Helbig & Ernst, 2007), stiffness (Ilana Nisky, Baraduc, & Karniel, 2010; I. Nisky, Mussa-Ivaldi, & Karniel, 2008; Pressman et al., 2008; Pressman, Welty, Karniel, & Mussa-Ivaldi, 2007), and more. It is very prominent technique for exploring perception in other modalities such as auditory (Warren, Uppenkamp, Patterson, & Griffiths, 2003), visual (Hoffman, Girshick, Akeley, & Banks, 2008), and smell (Uchida & Mainen, 2003). Importantly, the method is used not only for pure sensory modalities discrimination assessment, but also for quantifying cognitive representation, such as in the case of perception of numerical information in monkeys (Nieder & Miller, 2004), the effect of linguistic perception of motion verbs on perception of motion (Meteyard, Bahrami, & Vigliocco, 2007), or recognition of emotions (Pollak, Messner, Kistler, & Cohn, 2009). In the current study, we present three versions of the Turing-like test for handshake. These tests complement each other in their ability to discriminate between the human-likeness of different computer models for different levels of confusion of the human interrogator. In our experimental study, we focused on a reduced version of a handshake: a one-dimensional point interaction through robotic handle. This approach allows exploring the simple characteristics of human motion that contribute to perception of human likeness. In the next step, additional aspects of human likeness should be explored, both within and outside of the

haptic modality, such as grip force, texture, temperature, and moisture, as well as vision and sound.

We believe that the current study provides an important step in the process of building human-like humanoid robots, and will help to facilitate development of natural human-robot interactions, with its promising applications for teleoperation and telepresence.

### **Acknowledgements**

This work was supported by the Israel Science Foundation Grant number 1018/08. IN was supported by the Kreitman and Clore foundations.




Figure 1: The Turing-like handshake test for motor intelligence is administered through a telerobotic interface. Each participant, the human and the interrogator, holds the handle of a haptic device, position information is transmitted between the two devices, and forces are applied on both devices according to the particular experimental protocol.

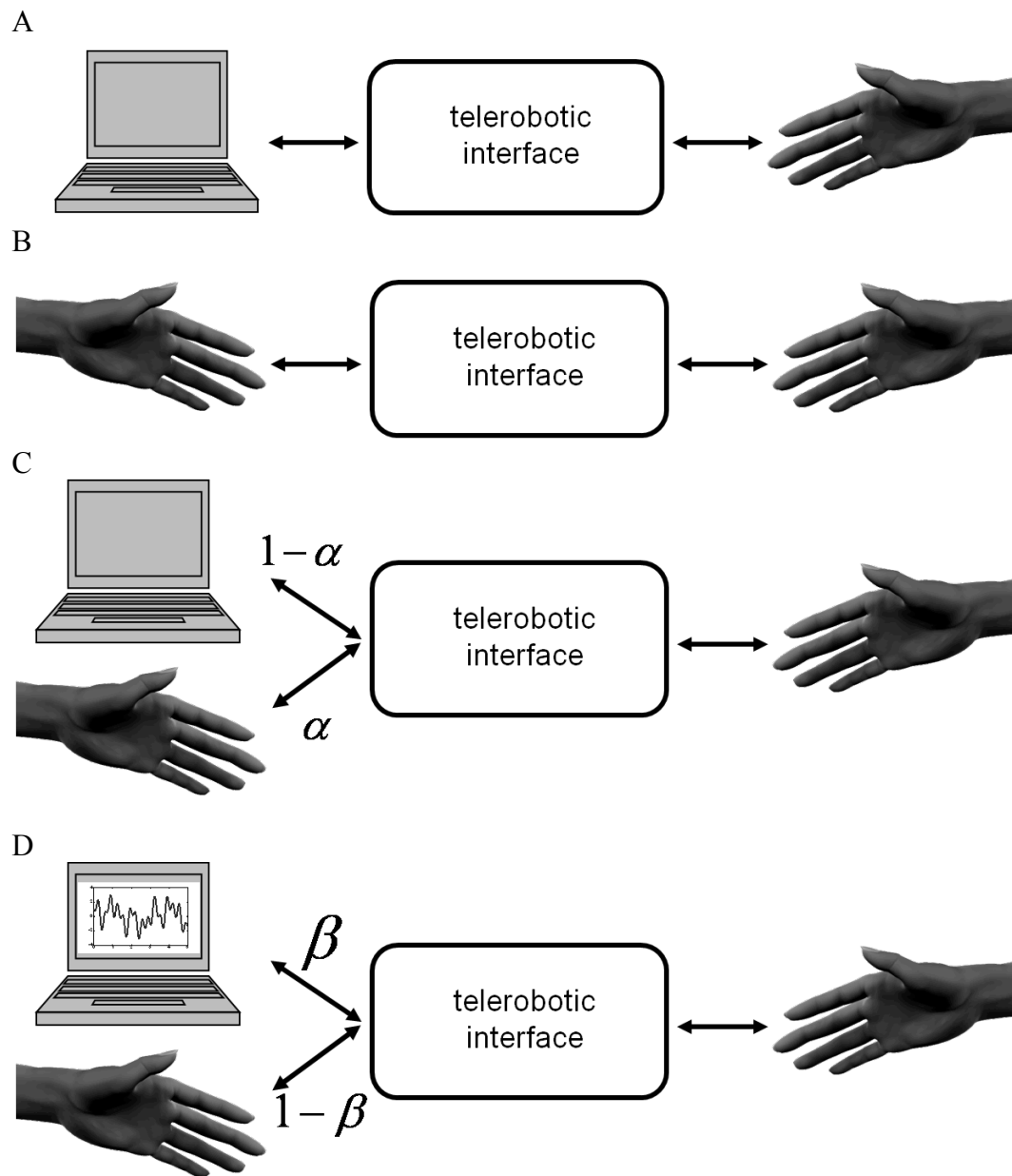


Figure 2: Illustration of the handshake test. The human interrogator (right) is presented with simulated handshakes (a), natural handshakes (b), combinations of natural and simulated handshakes (c), combinations of natural handshakes and noise (d). After two interactions the interrogator has to choose which of the handshakes felt more “human-like”. The Model Human Likeness Grade (MHLG) is then extracted from the answers of the interrogator according with one of the methods described in section II.

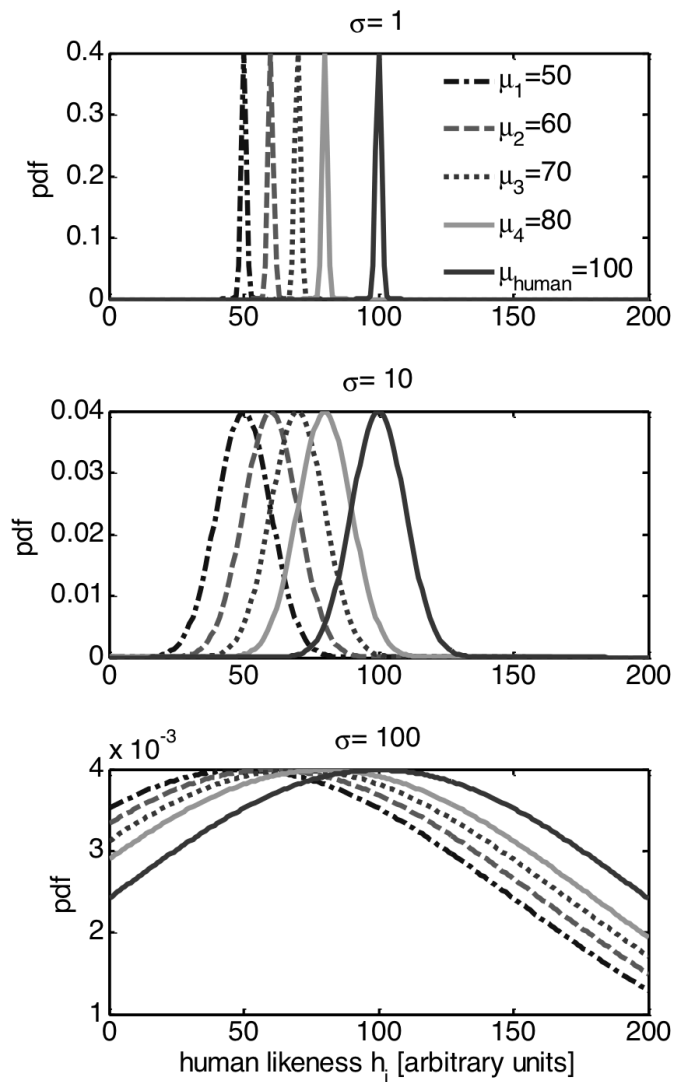


Figure 3: Simulation assumptions illustrated. We assume that after each trial, an internal representation of the actual human-likeness is formed ( $h_i$ ). For simplicity of the simulation, we assume that  $h_i$  is distributed normally, where the mean is the actual human likeness of the handshake and the variance represents the confusion level of the interrogator. Here, we illustrate probability density functions (pdf) of  $h_i$  after four computer and one human handshakes for three levels of confusion: very low (top), intermediate (middle), and very high (bottom).

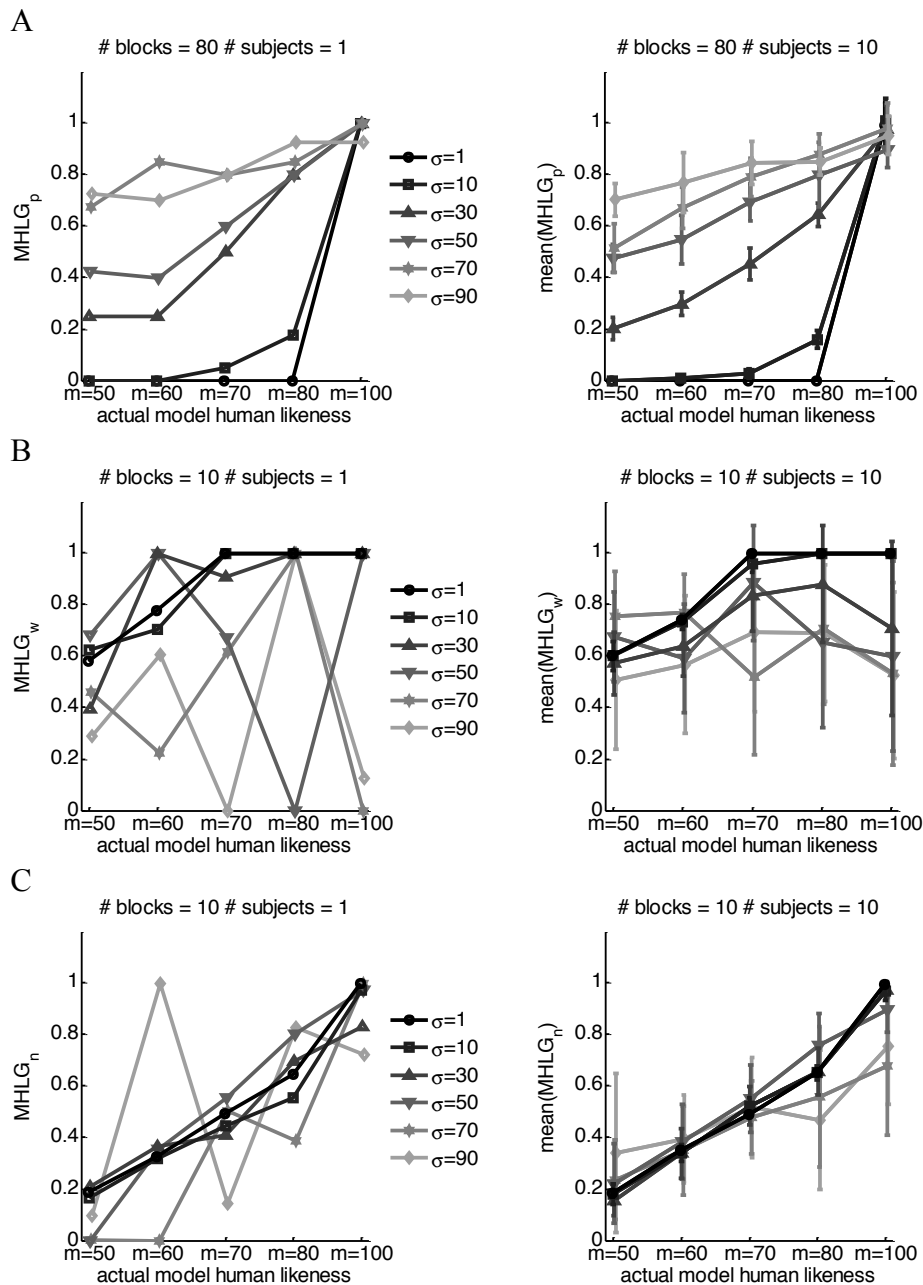


Figure 4: Results of MHLG assessment simulation for five models. The  $\mu$  value stands for the mean human likeness of each model, with  $m=50$  for least human-like and  $m=100$  for completely human-like model. The  $\sigma$  value stands for the level of confusion of the interrogator – the standard deviation of the human likeness distribution. Left panel – examples of a result of a single run of the simulation; right panel – markers are mean and error bars are the 95% confidence intervals for the estimation of the mean across 10 repetitions of the simulation. (a) Pure Turing-like test, (b) Weighted Turing-like test, (c)



Noise Turing-like test.

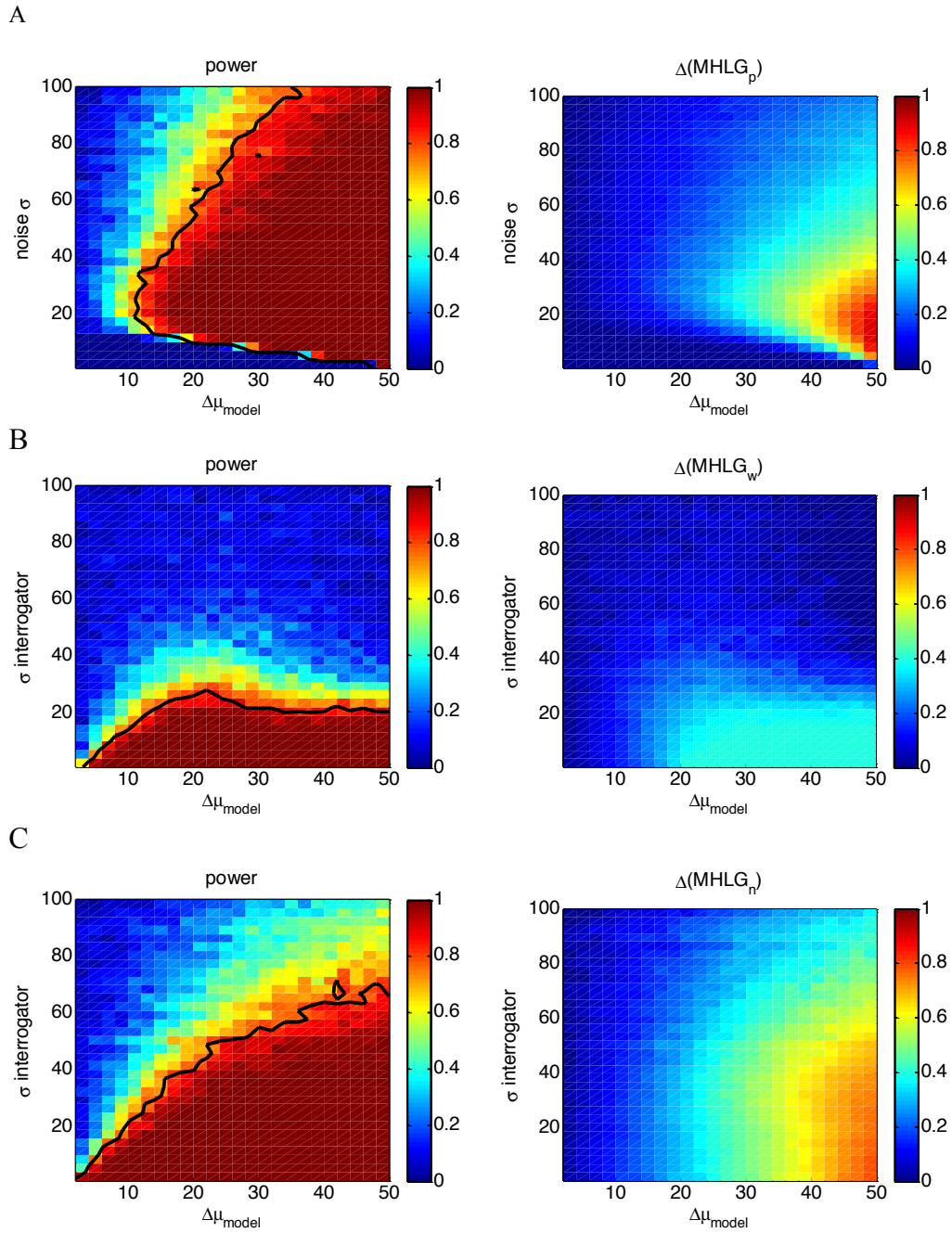


Figure 5: Results of analysis of statistical power (left panels) and mean difference in MHLG (right panels) for pure (a), weighted (b), and noise (c) Turing-like tests for human likeness.

For each of the tests we repeated 100 simulation of extraction of MHLG for models with

$\mu_m = \{50, 52, 54, \dots, 96, 98, 100\}$  and interrogator decision standard deviation of

$\sigma = \{1, 4, 7, 10, \dots, 97, 100\}$ . In each of the left panels the power of a one-sided paired t-test for

the difference between the MHLG of the least human model and each of the other models at a

0.05 significance level. The abscissa is the difference in mean human likeness between the models, and the ordinate is the standard deviation of human-likeness. The contour is at 0.8 level of statistical power. In the right panels the mean size of difference in these tests is depicted.

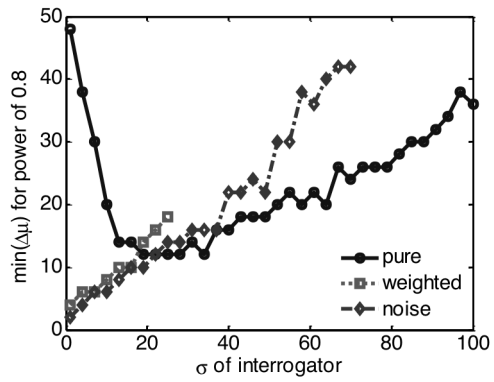


Figure 6: Comparison of the Turing-like tests. The minimal difference between models that yield power of 0.8 in a paired one sided t-test is presented for all three tests: circles and solid line – pure test, squares and dotted line – weighted test, diamonds and dot dashed line – noise test.

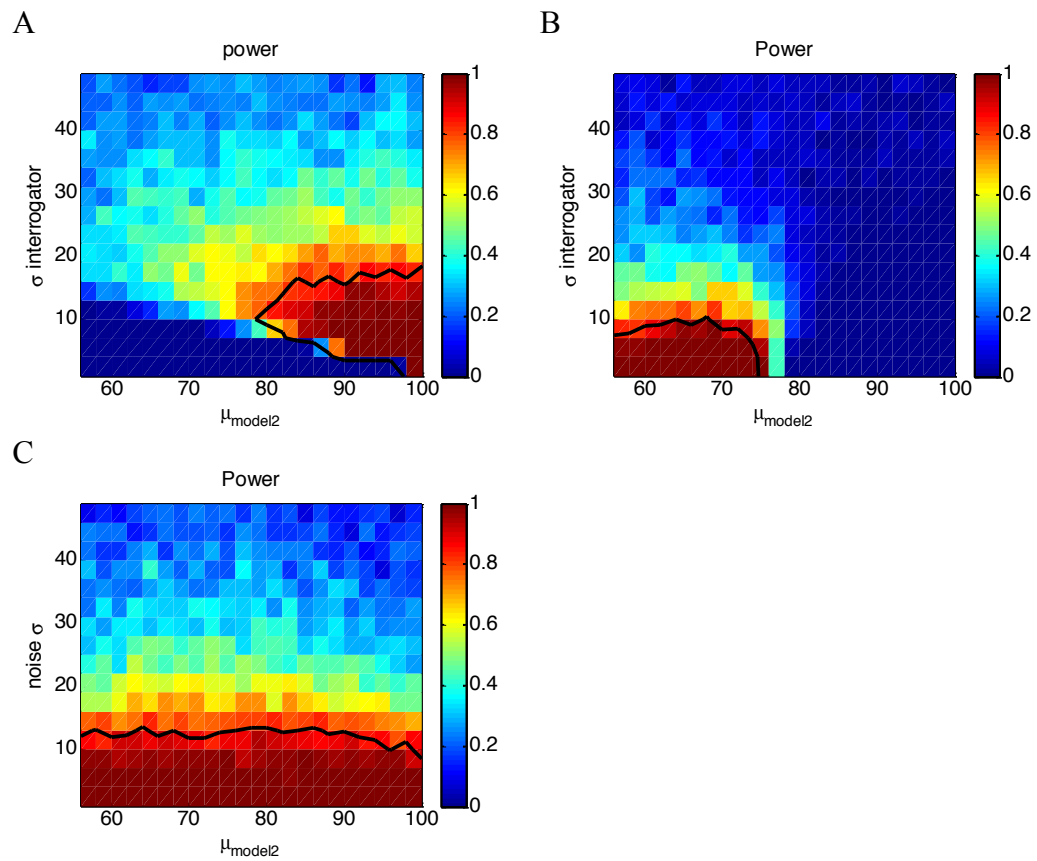


Figure 7: The results of analysis of statistical power of pure (a), weighted (b), and noise (c) Turing-like tests for human likeness. The analysis is similar to the one that is described in Figure 5, but here the comparison was performed between each adjacent models, such that  $\Delta\mu = 6$ . The abscissa is the human likeness of the more human-like model, and the ordinate is the standard deviation of human-likeness. The contour is at 0.8 level of statistical power.

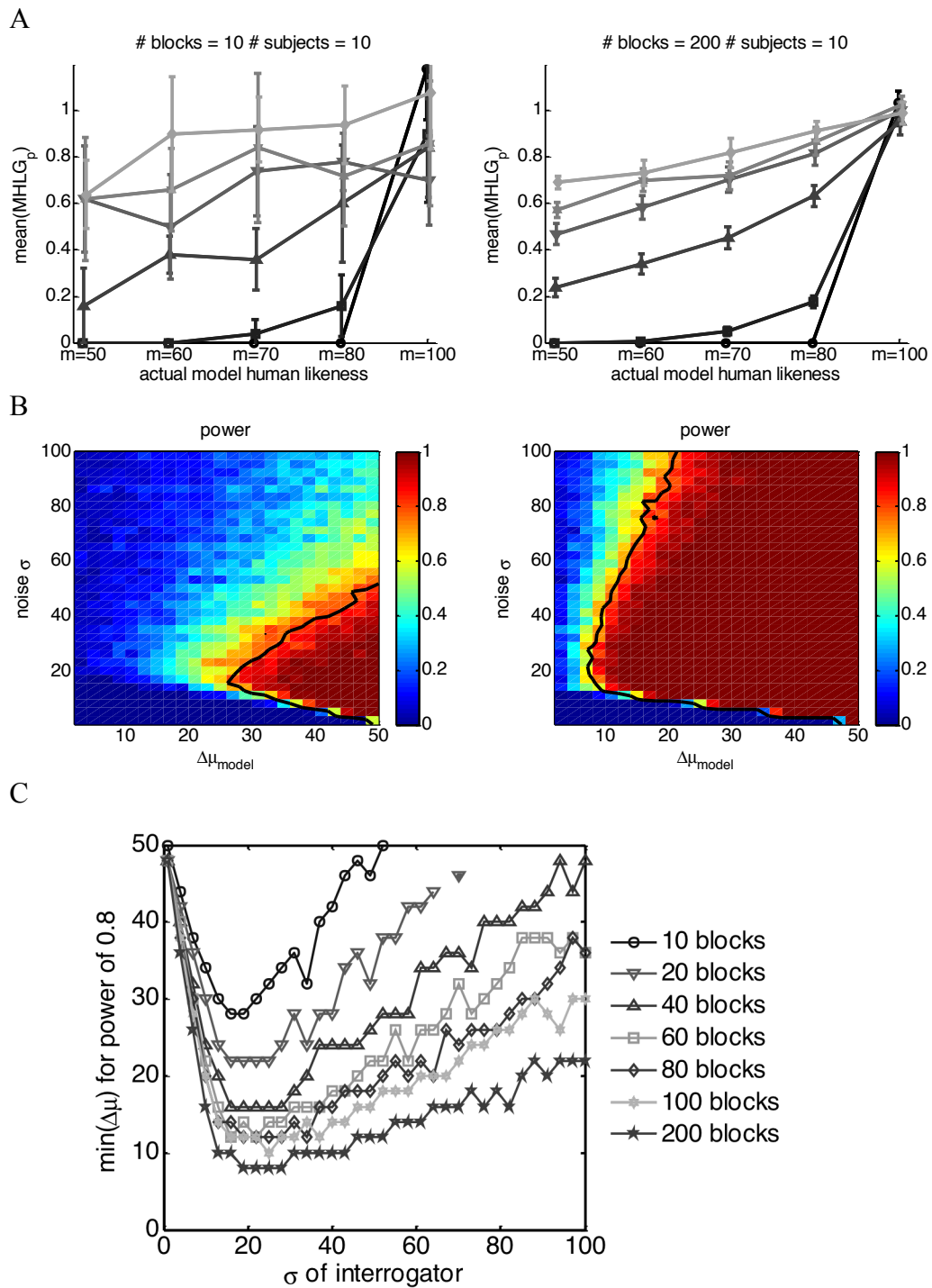
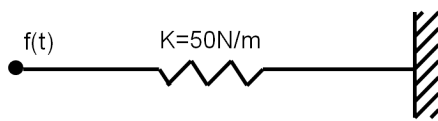
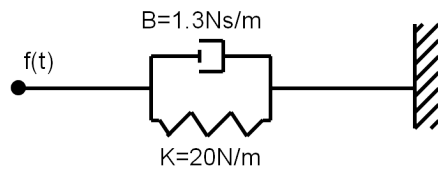


Figure 8: Simulation results for testing the effect of number of blocks in the pure test. (a) repetition of the simulation that is presented in Figure 4(a), but now for 10 (left) or 200 (right) blocks, instead of 80. (b) repetition of the simulation that is presented in Figure 5(a), but now for 10 (left) or 200 (right) blocks, instead of 80. (c) The minimal difference between models that yield power of 0.8 in a paired one sided t-test for the pure test with 10, 20, 40, 60, 80, 100, and 200 blocks.

A



B



C

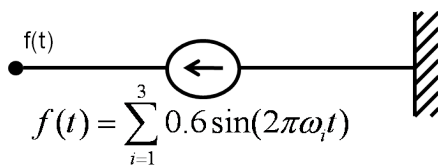


Figure 9: Mechanical representation of our three proposed models for human handshake. (a) Linear spring. (b) Spring and damper in parallel. (c) Mixture of sinusoids.

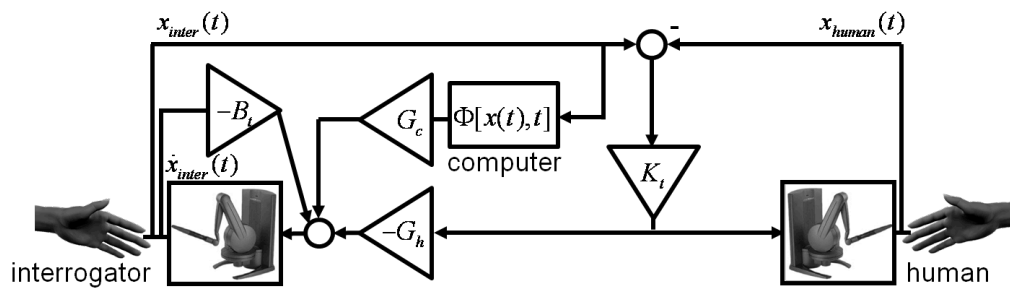
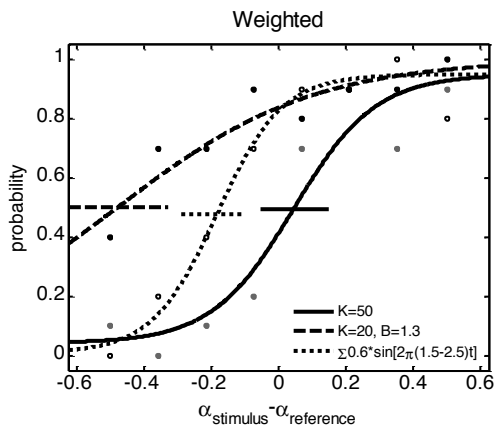


Figure 10: Block diagram of the experimental system architecture. The different models and the noise are substituted in the “computer” block.  $G_h$  and  $G_c$  are the gains human and computer force function respectively. These gains have different values depending on the specific Turing-like test, and depending on the specific handshake.  $K_t=150\text{N/m}$  is the gain of the position-position teleoperation system, and  $B_t=2\text{Ns/m}$  is damping that is added at the interrogator side to assure overall system stability.



A



B

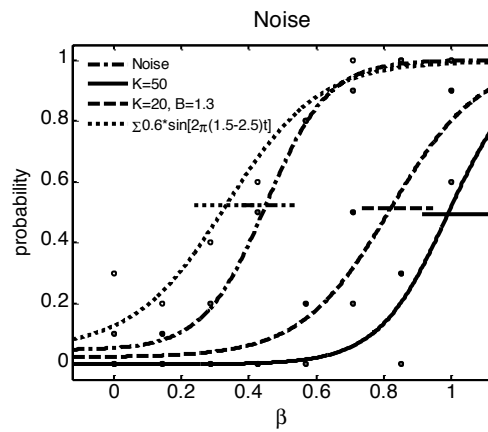
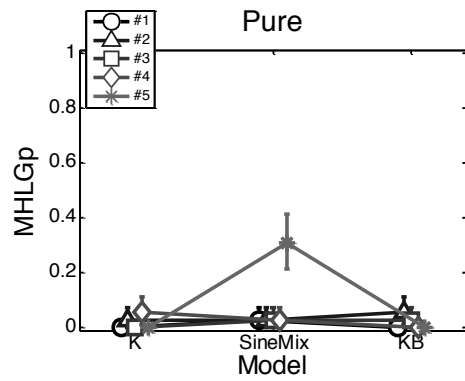
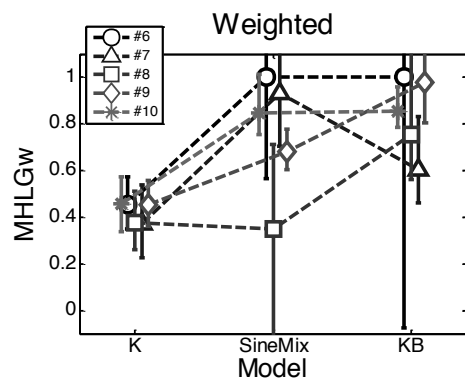


Figure 11: Examples of psychometric curves that were fitted to the answers of one interrogator from the weighted test experiment (a) and one interrogator from the noise test experiment (b). Dots are data points, and the horizontal bars are 95% confidence intervals for the estimation of PSE. In general, in both tests, a model with higher MHLG yields a curve that is shifted further to the left (see section "Three Turing-like tests – methods for Model Human-Likeness Grade assessment" above).

A



B



C

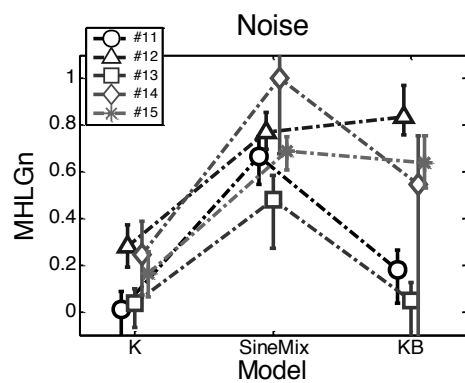


Figure 12: Experimentally determined MHLG. The results of (a) pure, (b) weighted, and (c) noise Turing-like tests. Symbols are estimations of MHLG, and vertical bars are 95% confidence intervals.

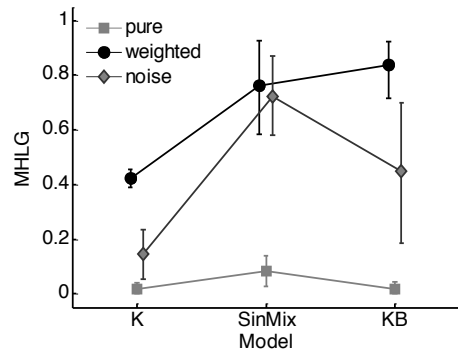


Figure 13: Experimentally determined MHLG. Mean (symbols) and bootstrap 95% confidence intervals (bars) that were estimated using our three suggested versions of the Turing-like test for human likeness.

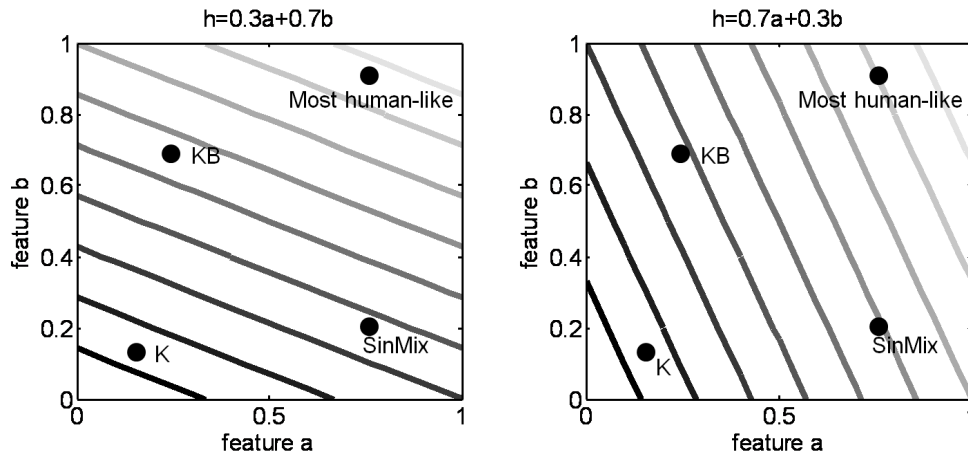


Figure 14: An example of grading human likeness according to a two-dimensional internal representation of two different subjects, who estimate human likeness as a weighted average of the features, each using different weight. Contours represent the level lines of the weighted human-likeness (from black – least human-like to gray – most human-like). Each subject chooses a feature that has higher priority in the decision process. Thus, both subjects identify the worst model, K, as the least human-like among the other presented models, but they don't agree about the best model (Left panel – linear spring and damper, right panel – mixture of sinuses). This is because we did not present them with the most human-like handshake model.

References:

- Abdi, H. (2007a). The Bonferroni and Sidak corrections for multiple comparisons. In N. Salkind (Ed.), *Encyclopedia of Measurement and Statistics*. Thousand Oaks (CA): Sage.
- Abdi, H. (2007b). Signal Detection Theory. In N. Salkind (Ed.), *Encyclopedia of Measurement and Statistics*. Thousand Oaks (CA): Sage.
- Aglioti, S., DeSouza, J. F. X., & Goodale, M. A. (1995). Size-contrast illusions deceive the eye but not the hand. *Current Biology*, 5(6), 679-685.
- Anttonen, J., & Surakka, V. (2005). *Emotions and heart rate while sitting on a chair*. Paper presented at the Proceedings of the SIGCHI conference on Human factors in computing systems, Portland, Oregon, USA.
- Avraham, G., Levy-Tzedek, S., & Karniel, A. (2009). *Exploring the rhythmic nature of handshake movement and a Turing-like test*. Paper presented at the the fifth Computational Motor Control Workshop Beer-Sheva, Israel.
- Avraham, G., Levy-Tzedek, S., Peles, B.-C., Bar-Haim, S., & Karniel, A. (2010). *Reduced frequency variability in handshake movements of individuals with Cerebral Palsy*. Paper presented at the the 6th Computational Motor Control Workshop, Beer-Sheva, Israel.
- Avraham, G., Nisky, I., Fernandes, H., Acuna, D., Kording, K., Loeb, G., & Karniel, A. (submitted). Towards perceiving robots as humans - three handshake models face the Turing-like handshake Test.
- Avraham, G., Nisky, I., & Karniel, A. (2011). *When robots become humans: a Turing-like handshake test*". Paper presented at the CMCW7, Seventh Annual Computational Motor Control Workshop at Ben-Gurion University of the Negev, Beer-Sheva, Israel.

- Bailenson, J., & Yee, N. (2008). Virtual interpersonal touch: Haptic interaction and copresence in collaborative virtual environments. *Multimedia Tools and Applications*, 37(1), 5-14. doi: 10.1007/s11042-007-0171-2
- Bailenson, J. N., & Yee, N. (2007). Virtual interpersonal touch and digital chameleons. *Journal of Nonverbal Behavior*, 31(4), 225-242.
- Bailenson, J. N., Yee, N., Brave, S., Merget, D., & Koslow, D. (2007). Virtual interpersonal touch: expressing and recognizing emotions through haptic devices. *Human Computer Interaction*, 22(3), 325-353.
- Barto, A. G., Fagg, A. H., Sitkoff, N., & Houk, J. C. (1999). A Cerebellar Model of Timing and Prediction in the Control of Reaching. *Neural Computation*, 11(3), 565-594. doi: 10.1162/089976699300016575
- Ben-Itzhak, S., & Karniel, A. (2007). Minimum Acceleration Criterion with Constraints Implies Bang-Bang Control as an Underlying Principle for Optimal Trajectories of Arm Reaching Movements. *Neural Computation*, 20(3), 779-812. doi: 10.1162/neco.2007.12-05-077
- Biggs, J., & Srinivasan, M. A. (2002). Haptic Interfaces. In K. Stanney (Ed.), *Handbook of Virtual Environments* (pp. 93-115). London: Lawrence Erlbaum, Inc.
- Chaplin, W. F., Phillips, J. B., Brown, J. D., Clanton, N. R., & Stein, J. L. (2000). Handshaking, gender, personality, and first impressions. *Journal of Personality and Social Psychology*, 79(1), 110-117.
- Cohen, J. (1988). *Statistical power analysis for behavioral sciences* (2 ed.). Hillsdale, NJ: Lawrence Erlbaum Associates, Inc.
- Cohen, J. (1992). A power primer. *Psychological Bulletin*, 112(1), 155-159.

- Durlach, N., & Slater, M. (2000). Presence in shared virtual environments and virtual togetherness. *Presence: Teleoperators and Virtual Environments*, 9(2), 214-217. doi: doi:10.1162/105474600566736
- El Saddik, A. (2007). The potential of haptics technologies. *IEEE Instrumentation & Measurement Magazine*, 10(1), 10-17.
- Ernst, M. O., & Banks, M. S. (2002). Humans integrate visual and haptic information in a statistically optimal fashion. *Nature*, 415(6870), 429-433.
- Feth, D., Groten, R., Peer, A., & Buss, M. (2011). Haptic human–robot collaboration: Comparison of robot partner implementations in terms of human-likeness and task performance. *Presence: Teleoperators and Virtual Environments*, 20(2), 173-189. doi: doi:10.1162/pres\_a\_00042
- Flanagan, J. R., & Wing, A. M. (1997). The Role of Internal Models in Motion Planning and Control: Evidence from Grip Force Adjustments during Movements of Hand-Held Loads. *The Journal of Neuroscience*, 17(4), 1519-1528.
- Flash, T., & Hogan, N. (1985). The coordination of arm movements: An experimentally confirmed mathematical model. *Journal of Neuroscience*, 5(7), 1688-1703.
- Flash, T., & Hogan, N. (1985). The coordination of arm movements: an experimentally confirmed mathematical model. *The Journal of Neuroscience*, 5(7), 1688-1703.
- Freeman, J., Avons, S. E., Meddis, R., Pearson, D. E., & IJsselsteijn, W. (2000). Using behavioral realism to estimate presence: A study of the utility of postural responses to motion stimuli. *Presence: Teleoperators and Virtual Environments*, 9(2), 149-164. doi: doi:10.1162/105474600566691
- Friedman, M. (1937). The Use of Ranks to Avoid the Assumption of Normality Implicit in the Analysis of Variance. *Journal of the American Statistical Association*, 32(200), 675-701.

- Friedman, R., Hester, K., Green, B., & LaMotte, R. (2008). Magnitude estimation of softness. *Experimental Brain Research*, 191(2), 133-142.
- Ganel, T., & Goodale, M. A. (2003). Visual control of action but not perception requires analytical processing of object shape. *Nature*, 426(6967), 664-667.
- Garcia-Perez, M. A., & Alcalá-Quintana, R. (2011). Improving the estimation of psychometric functions in 2AFC discrimination tasks. *Frontiers in Psychology*, 2(96), 1-9. doi: 10.3389/fpsyg.2011.00096
- Gentry, S., Feron, E., & Murray-Smith, R. (2005, 2-6 Aug. 2005). *Human-human haptic collaboration in cyclical Fitts' tasks*. Paper presented at the IROS 2005, IEEE/RSJ International Conference on Intelligent Robots and Systems
- Gescheider, G. A. (1985). *Method, Theory, and Application*: Lawrence Erlbaum Associates.
- Goodale, M. A., & Milner, A. D. (1992). Separate visoual pathways for perception and action. *Trends in Neurosciences*, 15(1), 20-25.
- Groten, R., Feth, D., Goshy, H., Peer, A., Kenny, D. A., & Buss, M. (2009, Sept. 27 2009-Oct. 2 2009). *Experimental analysis of dominance in haptic collaboration*. Paper presented at the RO-MAN 2009, the 18th IEEE International Symposium on Robot and Human Interactive Communication.
- Hannaford, B. (1989). *Stability and performance tradeoffs in bi-lateral telemanipulation*. Paper presented at the ICRA '89, IEEE International Conference on Robotics and Automation, Scottsdale, AZ; USA.
- Helbig, H., & Ernst, M. (2007). Optimal integration of shape information from vision and touch. *Experimental Brain Research*, 179(4), 595-606. doi: 10.1007/s00221-006-0814-y



- Hespanha, J. P., McLaughlin, M., Sukhatme, G. S., Akbarian, M., Garg, R., & Zhu, W. (2000). *Haptic collaboration over the internet*. Paper presented at the Fifth PHANTOM Users Group Workshop.
- Hinds, P. J., Roberts, T. L., & Jones, H. (2004). Whose job is it anyway? a study of human-robot interaction in a collaborative task. *Human-Computer Interaction, 19*(1), 151-181. doi: 10.1207/s15327051hci1901\&2\_7
- Hoffman, D. M., Girshick, A. R., Akeley, K., & Banks, M. S. (2008). Vergence–accommodation conflicts hinder visual performance and cause visual fatigue. *Journal of Vision, 8*(3). doi: 10.1167/8.3.33
- Ikeura, R., Inooka, H., & Mizutani, K. (1999, 1999). *Subjective evaluation for manoeuvrability of a robot cooperating with human*. Paper presented at the RO-MAN 1999, 8th IEEE International Workshop on Robot and Human Interaction
- Jin, S.-A. A. (2011). “It feels right. therefore, I feel present and enjoy”: the effects of regulatory fit and the mediating roles of social presence and self-presence in avatar-based 3D virtual environments. *Presence: Teleoperators and Virtual Environments, 20*(2), 105-116.
- Jindai, M., Watanabe, T., Shibata, S., & Yamamoto, T. (2006). *Development of Handshake Robot System for Embodied Interaction with Humans*. Paper presented at the The 15th IEEE International Symposium on Robot and Human Interactive Communication, Hatfield, UK.
- Jones, L. A., & Hunter, I. W. (1990). A perceptual analysis of stiffness. *Experimental Brain Research, 79*(1), 150-156.
- Jones, L. A., & Hunter, I. W. (1993). A perceptual analysis of viscosity. *Experimental Brain Research, 94*(2), 343-351.

- Karniel, A. (2010, April 20-25). *A Turing-Like handshake test for motor intelligence*. Paper presented at the The 20th annual meeting of the society for Neural Control of Movement Naples, Florida.
- Karniel, A., Avraham, G., Peles, B.-C., Levy-Tzedek, S., & Nisky, I. (2010). One Dimensional Turing-Like Handshake Test for Motor Intelligence. *J Vis Exp*(46), e2492.
- Karniel, A., & Inbar, G. F. (1997). A model for learning human reaching movements. *Biological Cybernetics*, 77(3), 173-183. doi: 10.1007/s004220050378
- Karniel, A., & Mussa-Ivaldi, F. A. (2003). Sequence, time, or state representation: how does the motor control system adapt to variable environments? *Biological Cybernetics*, 89(1), 10-21.
- Karniel, A., Nisky, I., Avraham, G., Peles, B.-C., & Levy-Tzedek, S. (2010). A Turing-like handshake test for motor intelligence. In A. Kappers, J. van Erp, W. Bergmann Tiest & F. van der Helm (Eds.), *Haptics: Generating and Perceiving Tangible Sensations* (Vol. 6191, pp. 197-204): Springer Berlin/Heidelberg.
- Kasuga, T., & Hashimoto, M. (2005). *Human-Robot Handshaking using Neural Oscillators*. Paper presented at the Internatioanl Conference on Robotics and Automation, Barcelona, Spain.
- Kawato, M. (1999). Internal models for motor control and trajectory planning. *Current Opinion in Neurobiology*, 9(6), 718-727. doi: 10.1016/s0959-4388(99)00028-8
- Kim, J., Kim, H., Tay, B. K., Muniyandi, M., Srinivasan, M. A., Jordan, J., . . . Slater, M. (2004). Transatlantic Touch: A Study of Haptic Collaboration over Long Distance. *Presence: Teleoperators and Virtual Environments*, 13(3), 328-337. doi: doi:10.1162/1054746041422370

- Kunii, Y., & Hashimoto, H. (1995). *Tele-handshake using HandShake device*. Paper presented at the Proceedings of the 1995 IEEE IECON, 21st International Conference on Industrial Electronics, Control, and Instrumentation
- Laine, C. M., Spitler, K. M., Mosher, C. P., & Gothard, K. M. (2009). Behavioral triggers of skin conductance responses and their neural correlates in the primate amygdala. *Journal of Neurophysiology*, *101*(4), 1749-1754. doi: 10.1152/jn.91110.2008
- Lu, Z.-L., & Doshier, B. A. (2008). Characterizing observers using external noise and observer models: Assessing internal representations with external noise. *Psychological Review*, *115*(1), 44-82. doi: 10.1037/0033-295x.115.1.44
- MacMillan, N. A. (2002). Signal Detection Theory *Stevens' Handbook of Experimental Psychology*: John Wiley & Sons, Inc.
- McLaughlin, M., Sukhatme, G., Wei, P., Weirong, Z., & Parks, J. (2003, 22-23 March 2003). *Performance and co-presence in heterogeneous haptic collaboration*. Paper presented at the HAPTICS 2003, 11th Symposium on Haptic Interfaces for Virtual Environment and Teleoperator Systems.
- Meteyard, L., Bahrami, B., & Vigliocco, G. (2007). Motion Detection and Motion Verbs. *Psychological Science*, *18*(11), 1007-1013. doi: 10.1111/j.1467-9280.2007.02016.x
- Miller, J., & Ulrich, R. (2001). On the analysis of psychometric functions: The Spearman-Kärber method. *Attention, Perception, & Psychophysics*, *63*(8), 1399-1420. doi: 10.3758/bf03194551
- Miyashita, T., & Ishiguro, H. (2004). Human-like natural behavior generation based on involuntary motions for humanoid robots. *Robotics and Autonomous Systems*, *48*(4), 203-212.
- Morasso, P. (1981). Spatial control of arm movements. *Experimental Brain Research*, *42*(2), 223-227.

- Nieder, A., & Miller, E. K. (2004). Analog Numerical Representations in Rhesus Monkeys: Evidence for Parallel Processing. *Journal of Cognitive Neuroscience*, *16*(5), 889-901. doi: doi:10.1162/089892904970807
- Niemeyer, G., & Slotine, J.-J. E. (2004). Telemanipulation with Time Delays. *The International Journal of Robotics Research*, *23*(9), 873-890. doi: 10.1177/0278364904045563
- Nisky, I., Baraduc, P., & Karniel, A. (2010). Proximodistal gradient in the perception of delayed stiffness. *Journal of Neurophysiology*, *103*(6), 3017-3026.
- Nisky, I., Mussa-Ivaldi, F. A., & Karniel, A. (2008). A Regression and Boundary-Crossing-Based Model for the Perception of Delayed Stiffness. *IEEE Transactions on Haptics*, *1*(2), 73-82.
- Nisky, I., Pressman, A., Pugh, C. M., Mussa-Ivaldi, F. A., & Karniel, A. (2011). Perception and action in teleoperated needle insertion. *IEEE Transactions on Haptics*, *4*(3), 155-166.
- Norwich, K. (1987). On the theory of Weber fractions. *Attention, Perception, & Psychophysics*, *42*(3), 286-298. doi: 10.3758/bf03203081
- Okamura, A., Verner, L., Reiley, C., & Mahvash, M. (2011). Haptics for robot-assisted minimally invasive surgery. In M. Kaneko & Y. Nakamura (Eds.), *Robotics Research* (Vol. 66, pp. 361-372): Springer Berlin/Heidelberg.
- Ouchi, K., & Hashimoto, S. (1997). *Handshake Telephone System to Communicate with Voice and Force*. Paper presented at the IEEE International Workshop on Robot and Human Communication.
- Pollak, S. D., Messner, M., Kistler, D. J., & Cohn, J. F. (2009). Development of perceptual expertise in emotion recognition. *Cognition*, *110*(2), 242-247. doi: DOI: 10.1016/j.cognition.2008.10.010

- Pressman, A., Nisky, I., Karniel, A., & Mussa-Ivaldi, F. A. (2008). Probing Virtual Boundaries and the Perception of Delayed Stiffness. *Advanced Robotics*, 22, 119-140.
- Pressman, A., Welty, L. J., Karniel, A., & Mussa-Ivaldi, F. A. (2007). Perception of delayed stiffness. *The International Journal of Robotics Research*, 26(11-12), 1191-1203.
- Rahman, M. M., Ikeura, R., & Mizutani, K. (2002). Investigation of the impedance characteristic of human arm for development of robots to cooperate with humans. *JSME International Journal Series C Mechanical Systems, Machine Elements and Manufacturing*, 45(2), 510-518.
- Reed, K. B., & Peshkin, M. A. (2008). Physical collaboration of human-human and human-robot teams. *IEEE Transactions on Haptics*, 1(2), 108-120.
- Roennqvist, L., & Roesblad, B. (2007). Kinematic analysis of unimanual reaching and grasping movements in children with hemiplegic cerebral palsy. *Clinical Biomechanics*, 22(2), 165-175.
- Sato, T., Hashimoto, M., & Tsukahara, M. (2007, 15-18 Dec. 2007). *Synchronization based control using online design of dynamics and its application to human-robot interaction*. Paper presented at the Robotics and Biomimetics, 2007. ROBIO 2007. IEEE International Conference on.
- Schloerb, D. W. (1995). A quantitative measure of telepresence *Presence: Teleoperators and Virtual Environments*, 4(1), 64-80.
- Shadmehr, R., & Mussa-Ivaldi, F. A. (1994). Adaptive representation of dynamics during learning of a motor task. *Journal of Neuroscience*, 14(5), 3208-3224.
- Shadmehr, R., & Wise, S. P. (2005). *The Computational Neurobiology of Reaching and Pointing: A Foundation for Motor Learning*: MIT Press.

- Sheridan, T. B. (1994, 2-5 Oct 1994). *Further musings on the psychophysics of presence*.  
Paper presented at the 'Humans, Information and Technology', 1994 IEEE  
International Conference on Systems, Man, and Cybernetics.
- Sheridan, T. B. (1996). Further musings on the psychophysics of presence. *Presence: Teleoperators and virtual environments*, 5(2), 241-246.
- Srinivasan, M. A., & LaMotte, R. H. (1995). Tactual discrimination of softness. *Journal of Neurophysiology*, 73(1), 88-101.
- Stevens, S. S. (1957). On the psychophysical law. *Psychological Review*, 64(3), 153-181. doi: 10.1037/h0046162
- Stewart, G. L., Dustin, S. L., Barrick, M. R., & Darnold, T. C. (2008). Exploring the handshake in employment interviews. *Journal of Applied Psychology*, 93(5), 1139-1146. doi: 10.1037/0021-9010.93.5.1139
- Tan, H. Z., Durlach, N. I., Beauregard, G., & Srinivasan, M. A. (1995). Manual discrimination of compliance using active pinch grasp: The roles of force and work cues. *Perception & Psychophysics*, 57(4), 495-510.
- Todorov, E., & Jordan, M. I. (2002). Optimal feedback control as a theory of motor coordination. [10.1038/n963]. *Nature Neuroscience*, 5(11), 1226-1235. doi: [http://www.nature.com/neuro/journal/v5/n11/supinfo/n963\\_S1.html](http://www.nature.com/neuro/journal/v5/n11/supinfo/n963_S1.html)
- Turing, A. M. (1950). Computing Machinery and Intelligence. *Mind, A Quarterly Review of Psychology and Philosophy*, LIX(236).
- Uchida, N., & Mainen, Z. F. (2003). Speed and accuracy of olfactory discrimination in the rat. *Nature Neuroscience*, 6(11), 1224-1229. doi: 10.1038/n963
- van Den, B. (2000). Coordination disorders in patients with Parkinson's disease: a study of paced rhythmic forearm movements. *Experimental brain research*, 134(2), 174-186.

- van der Heide, J. C., Fock, J. M., Otten, B., Stremmelaar, E., & Hadders-Algra, M. (2005). Kinematic characteristics of reaching movements in preterm children with cerebral palsy. *Pediatric research*, 57(6), 883.
- Wang, Z., Lu, J., Peer, A., & Buss, M. (2010). Influence of vision and haptics on plausibility of social interaction in virtual reality scenarios. In A. Kappers, J. van Erp, W. Bergmann Tiest & F. van der Helm (Eds.), *Haptics: Generating and Perceiving Tangible Sensations* (Vol. 6192, pp. 172-177): Springer Berlin / Heidelberg.
- Wang, Z., Peer, A., & Buss, M. (2009). *An HMM approach to realistic haptic human-robot interaction*. Paper presented at the World Haptics 2009, Third Joint EuroHaptics Conference, and Symposium on Haptic Interfaces for Virtual Environment and Teleoperator Systems. . .
- Warren, J. D., Uppenkamp, S., Patterson, R. D., & Griffiths, T. D. (2003). Separating pitch chroma and pitch height in the human brain. *Proceedings of the National Academy of Sciences of the United States of America*, 100(17), 10038-10042. doi: 10.1073/pnas.1730682100
- Wichmann, F., & Hill, N. (2001). The psychometric function: I. Fitting, sampling, and goodness of fit. *Perception & Psychophysics*, 63(8), 1293-1313.
- Wolpert, D. M., & Ghahramani, Z. (2000). Computational principles of movement neuroscience. *Nature Neuroscience*, 3, 1212-1217.
- Yokokohji, Y., & Yoshikawa, T. (1994). Bilateral control of master-slave manipulators for ideal kinesthetic coupling-formulation and experiment. *IEEE Transactions on Robotics and Automation*, 10(5), 605-620.
- Zaal, F. T. J. M., & Bootsma, R. J. (2011). Virtual reality as a tool for the study of perception-action: the case of running to catch fly balls. *Presence: Teleoperators and Virtual Environments*, 20(1), 93-103.

